

Gas Discharge Visualization Camera Testing of Px technology

Research conducted by Lisa Tully, PhD

Energy Medicine Research Institute, Boulder, CO

June 3, 2010

Introduction

Results of this pilot study indicate that the Px Technology significantly increases the human biofield, as measured by the Gas Discharge Visualization (GDV) Technique. In addition, the organ system function was significantly improved, as measured by the GDV Technique.

GDV analysis has proven to be over 96% accurate for diagnostic purposes, and has been approved by the Russian Academy of Science for use in the medical industry without limitations. GDV is currently being used in several European countries. It is also being used at Melbourne College of Natural Medicine in Australia and in the U.S. by the research community including the Stanford Research Institute and the University of Arizona.

Photonix Technology

Photonix Technology is made from natural minerals that are fused and structurally bonded together at a molecular level using Photonix formulations. Photonix (Px) technology contains encoded electromagnetic patterns derived from the therapeutic qualities of the orchid. Px technology affects the body by infusing it with these therapeutic qualities via photonic transmission. Px-transmitted photons entrain with the body to re-establish the body's biofield coherency and introduce the orchid electromagnetic patterns throughout the biofield. The enhanced biofield cascades its coherency into the anatomy, beneficially affecting the physiology of the body.

The purpose of this pilot study is to determine whether the Px Technology increases the biofield, which helps to maintain overall health and well-being. Other capabilities of the GDV technology are to measure organ system function.

GDV Technology

The GDV Technique is based on the well known "kirlian effect" and it allows the study of the biological energy fields of subjects (human, animal, plant, liquid etc.). The "Kirlian Effect" refers to the resulting image of a gas discharge, "fluorescence" or glow that appears around the edge of a subject after it is placed in a high-intensity electrical field. The occurrence of a "fluorescence or "glow" from animate or inanimate objects when placed in a high intensity electromagnetic field has been well known for more than two centuries. It can be used to estimate the energy state of any biological object.

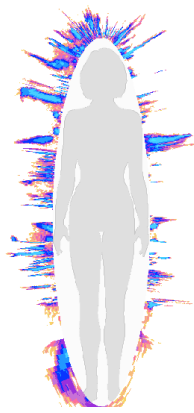
The GDV camera produces a dynamic glow image of an object or each finger of a human and using specially developed software, extracts information about the energetic condition of the substance or human. This technology allows an investigator to measure and analyze both materials and individuals in a scientifically objective and reproducible manner. The GDV camera is sophisticated Kirlian technology developed in Russia and is registered by the Ministry of Healthcare of Russia as a medical device. It is a non-invasive method of monitoring the effects of treatment modalities on health.

Discussion

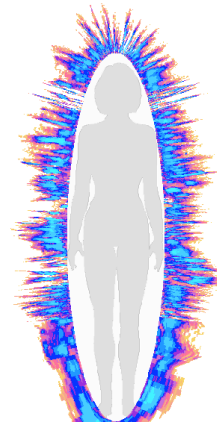
The data in this pilot study shows a significant increase in the bio-energetic field of a subject after applying the Px Technology, as measured by the GDV technology. Furthermore, the organ system function of the subject is significantly increased. These results demonstrate the effectiveness of the Px Technology in its ability to increase the energy state as related to health and well-being.

Results

Images were taken with a GDV camera. The images are computer generated representations of the biofield analyzed from biophoton corona discharge patterns produced by high-voltage electro-photography. The GDV assesses the subtle energy available for metabolic processes in the body. The larger the area of color around the body and the more filled in it is, the better the overall state of health.



Subtle Energy Field
Before Px Technology



Subtle Energy Field
After Px Technology

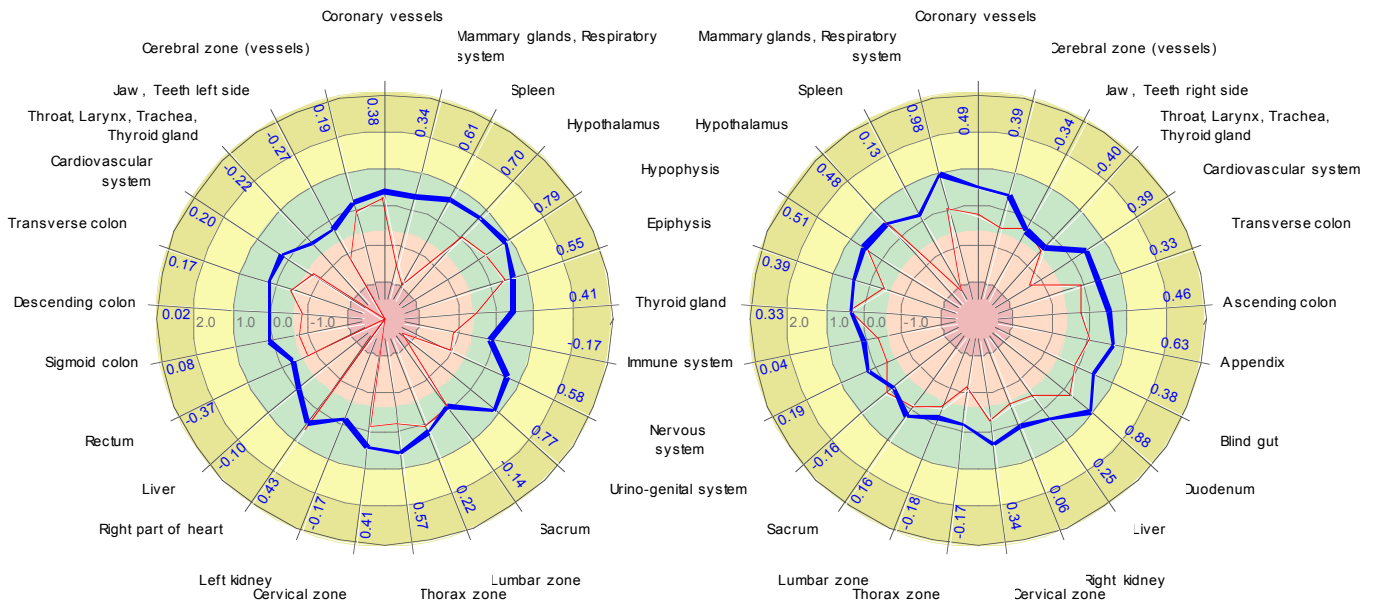
GDV photography before and after applying Px Technology.

The image on the left was taken before applying the Px Technology and the one on the right was taken two hours after applying Px Technology. The area of the subtle energy field increased from 7,430 to 20,075 and the symmetry rose from 62% to 93%. The significant increase in the subtle energy field after applying the Px Technology demonstrates that it greatly improves one's energetic field related to health and well-being.

GDV Diagram

Left side

Right side



JS(RMS)
0.24 (0.35)

JS(RMS)
0.26 (0.34)

Numerical data
on the diagram is for:
Subject 1 - Capture 2 - GDV-images without filter

#	Left JS	Left RMS	Right JS	Right RMS	Activation
1	-0.86	1.07	-0.33	0.56	
2	0.24	0.35	0.26	0.34	

© Kirionics Technologies International

The chart above shows the results of organ system function, as measured by the GDV technique. The diagrams were produced by a GDV Camera and represent energetic levels of the organs listed. The red circle shows before and the blue circles show after applying Px technology for 2 hrs. The pink area on the figures indicates low energy levels, the green area indicates normal energy and the yellow area represents excessive energy levels (inflammation). Significant increases in energy levels are observable in several organ system functions, which indicates an enhanced system function.

The subject exhibited serious organ deficiencies in the thyroid, liver and spleen. As shown, all of the sharp decreases in the energy levels of organs and nearly all of the decreases in the organ energy levels were reversed. The energy levels of all organs are significantly increased, indicating an increase in overall health and well-being.

Conclusions

The results of this pilot study show a significant improvement in the human biofield and organ system function after applying the Px Technology, as demonstrated by GDV testing. The significant increases in all of these tests show a dramatic effect of the

technology to increase an individual's health and vitality. Therefore the Px Technology is a highly beneficial product for health.