

Subject Information

Name: [REDACTED]

Subject ID: ICA427Dev1

Date of Birth:

Age: 55.00

Gender: f

Handedness: r

EEG ID: ICA427Dev1

Date of Test: 04/27/2011

Time of Test: 11:44:24

Technician:

Eyes Condition: Eyes Closed

Doctor:

Medication:

Comments: Device 1 test

Technical Information

Record Length: 08:40

Edit Length: 07:43

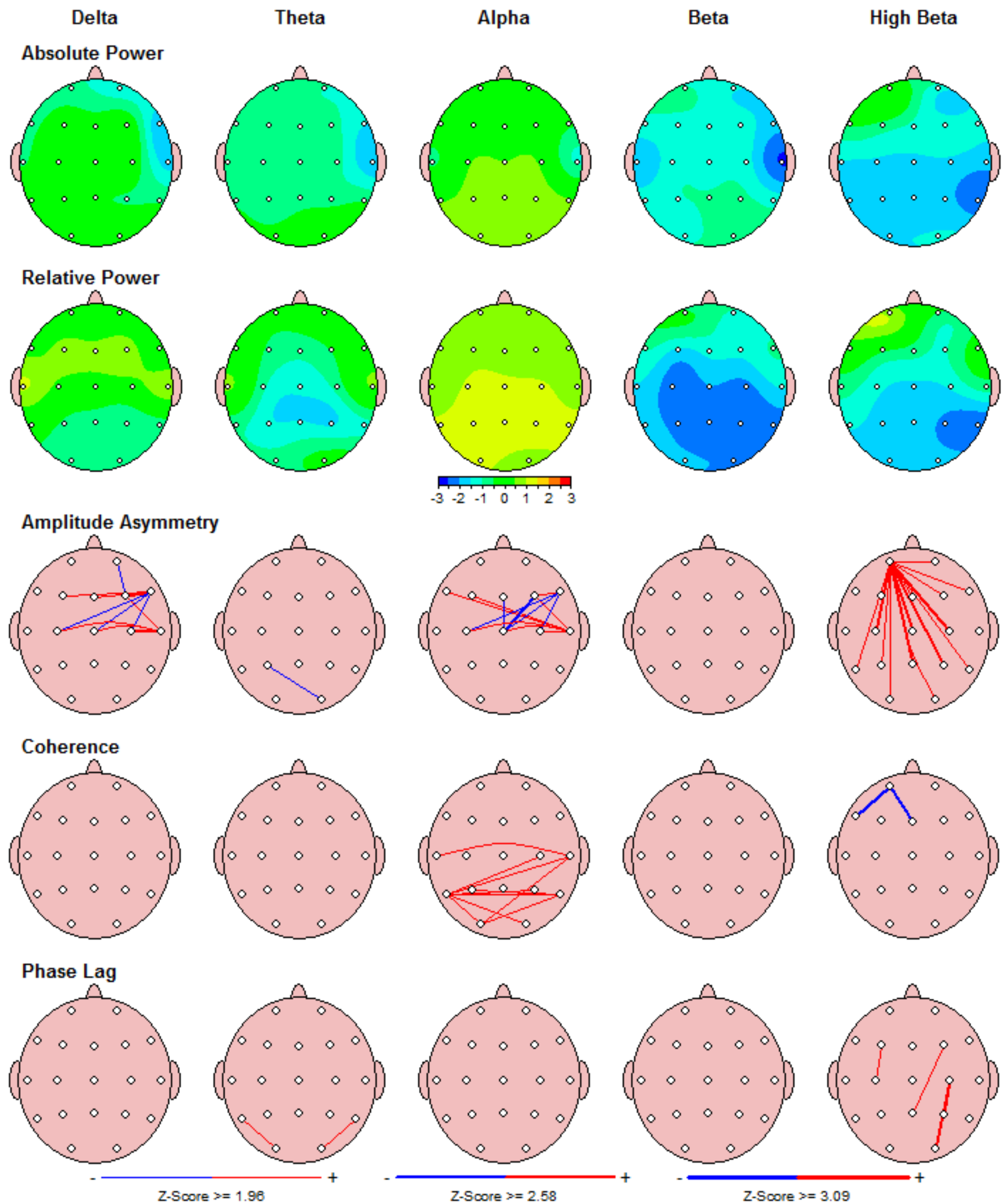
Reliability:

	Split Half	Test Retest
Average	0.99	0.96
FP1	0.98	0.96
FP2	0.99	0.94
F7	0.99	0.97
F3	0.98	0.93
Fz	0.98	0.94
F4	0.99	0.89
F8	1.00	0.93
T3	1.00	0.96
C3	0.98	0.94
Cz	0.98	0.94
C4	0.99	0.95
T4	0.99	0.96
T5	1.00	0.98
P3	1.00	0.99
Pz	1.00	1.00
P4	1.00	0.99
T6	0.99	0.97
O1	1.00	0.98
O2	1.00	0.95

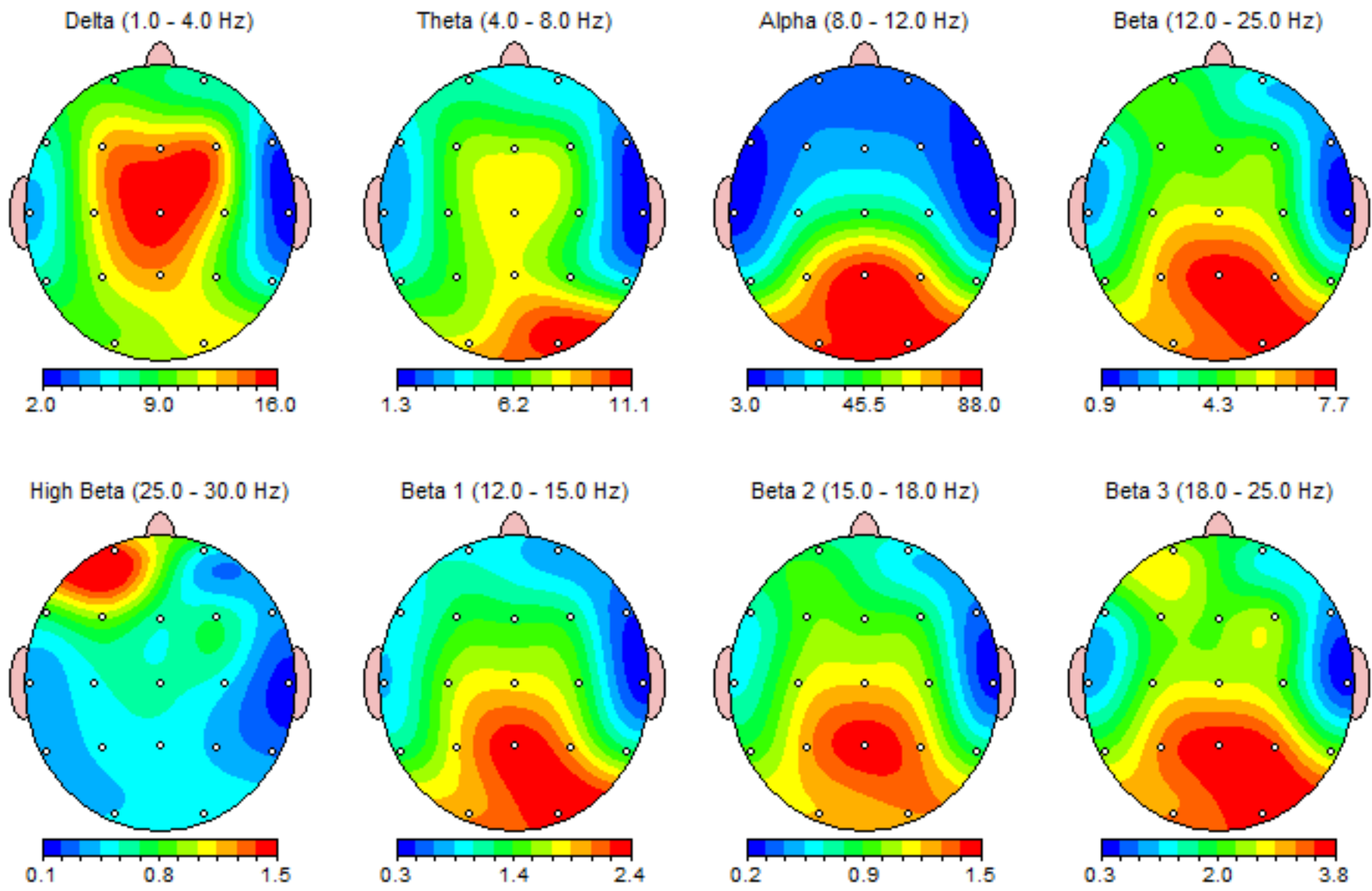
Sampling Rate: 250

Collection Hardware: Mitsar

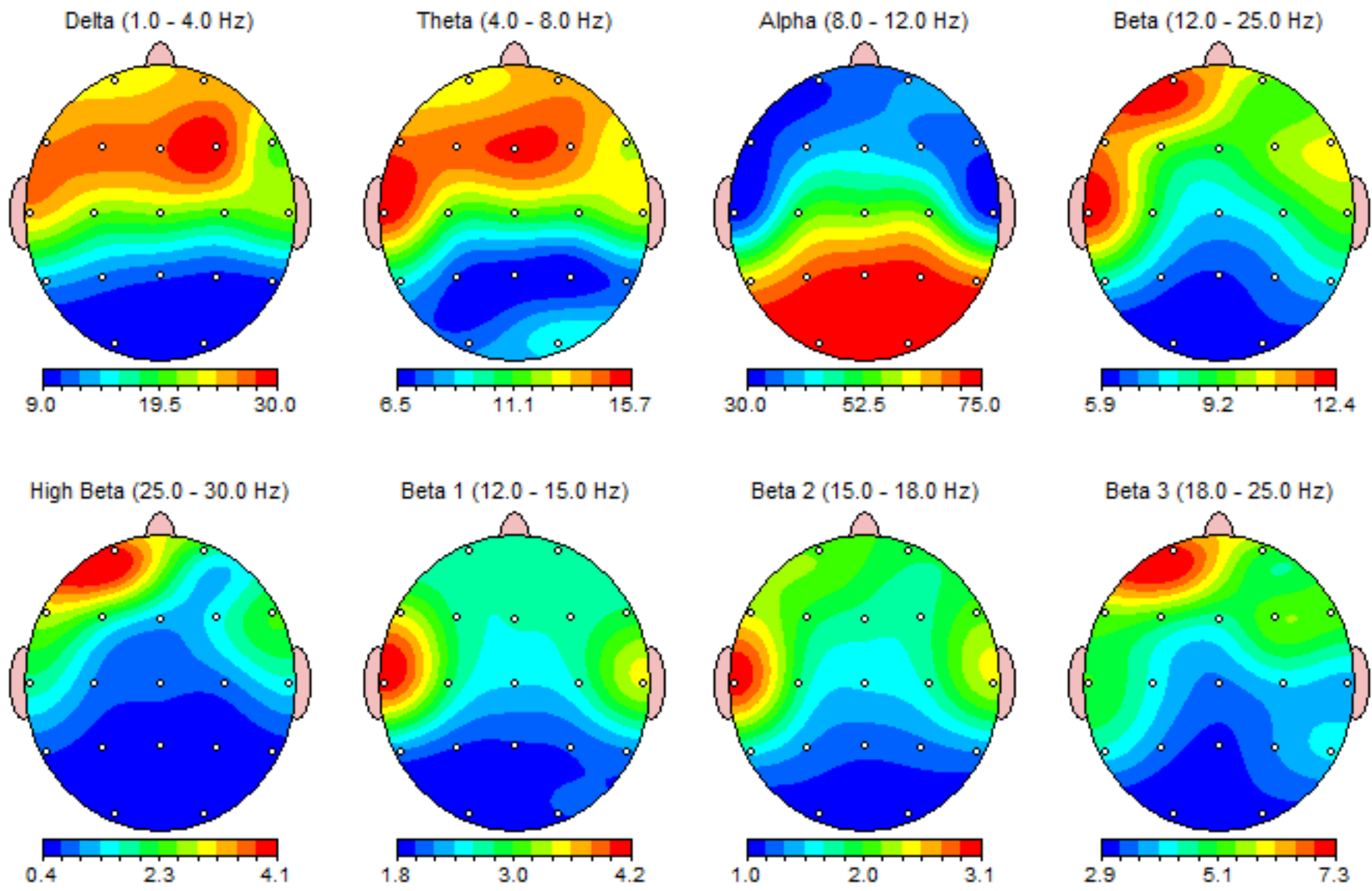
Z Scored FFT Summary Information



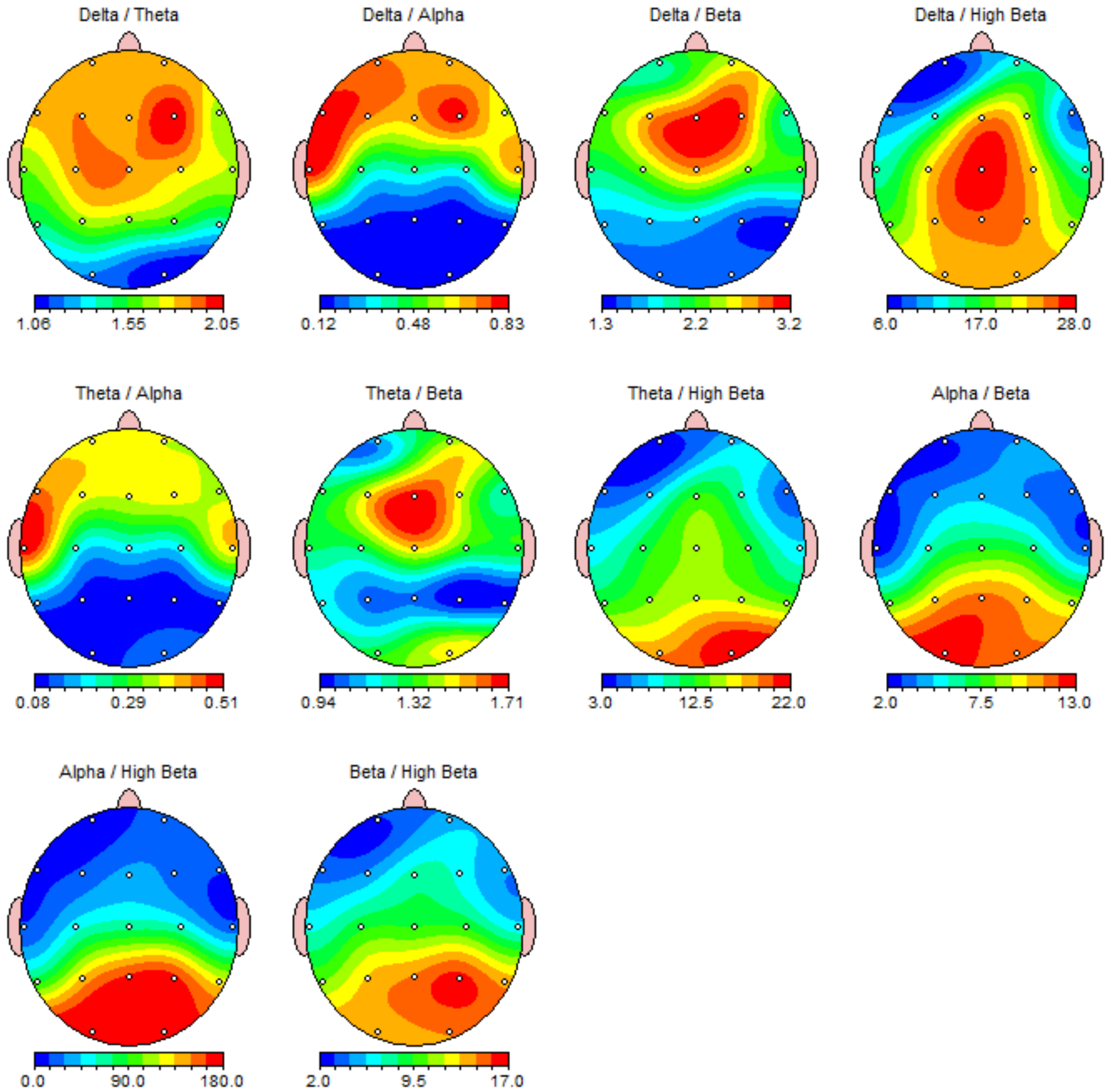
FFT Absolute Power (uV Sq)



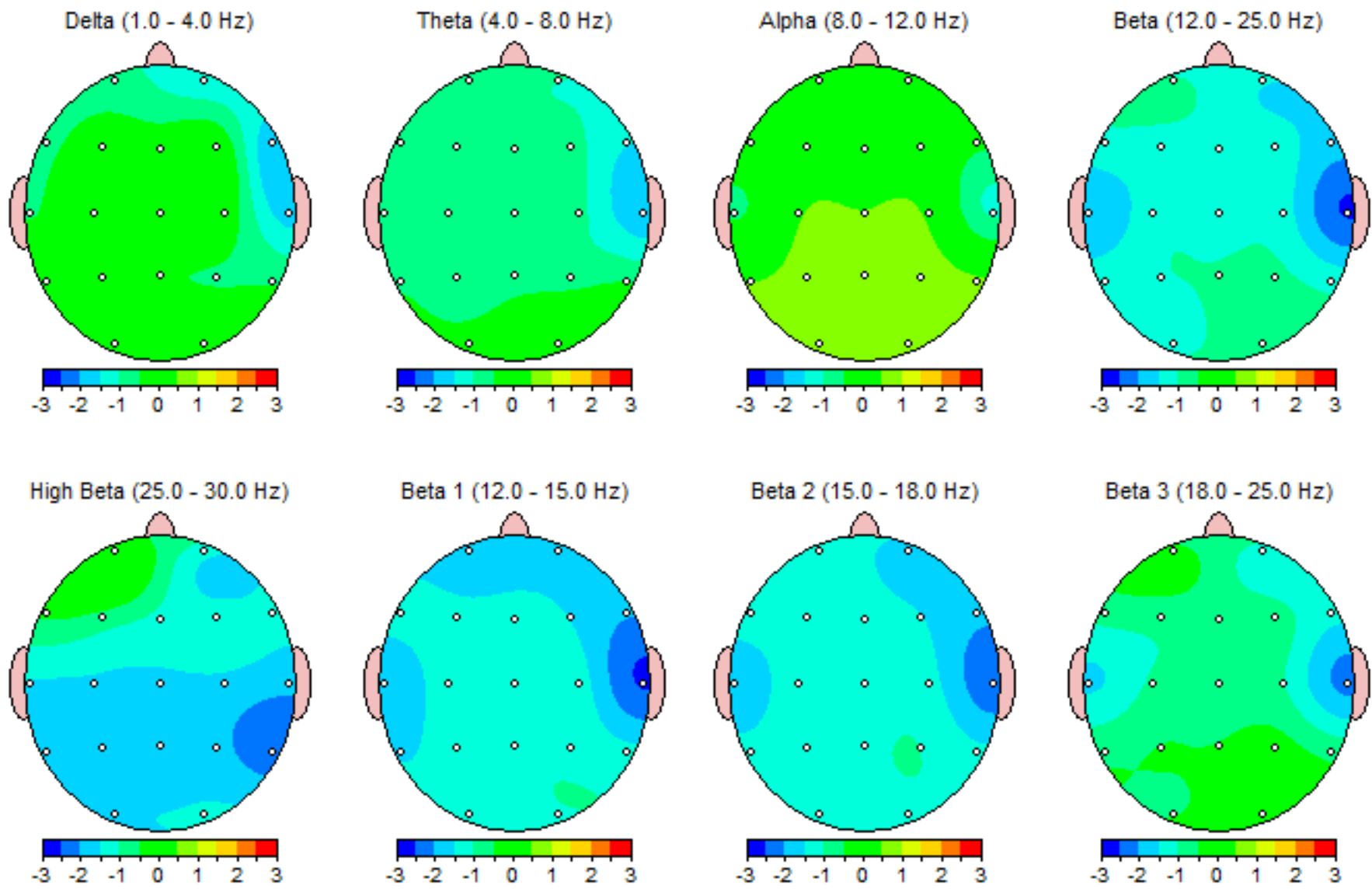
FFT Relative Power (%)



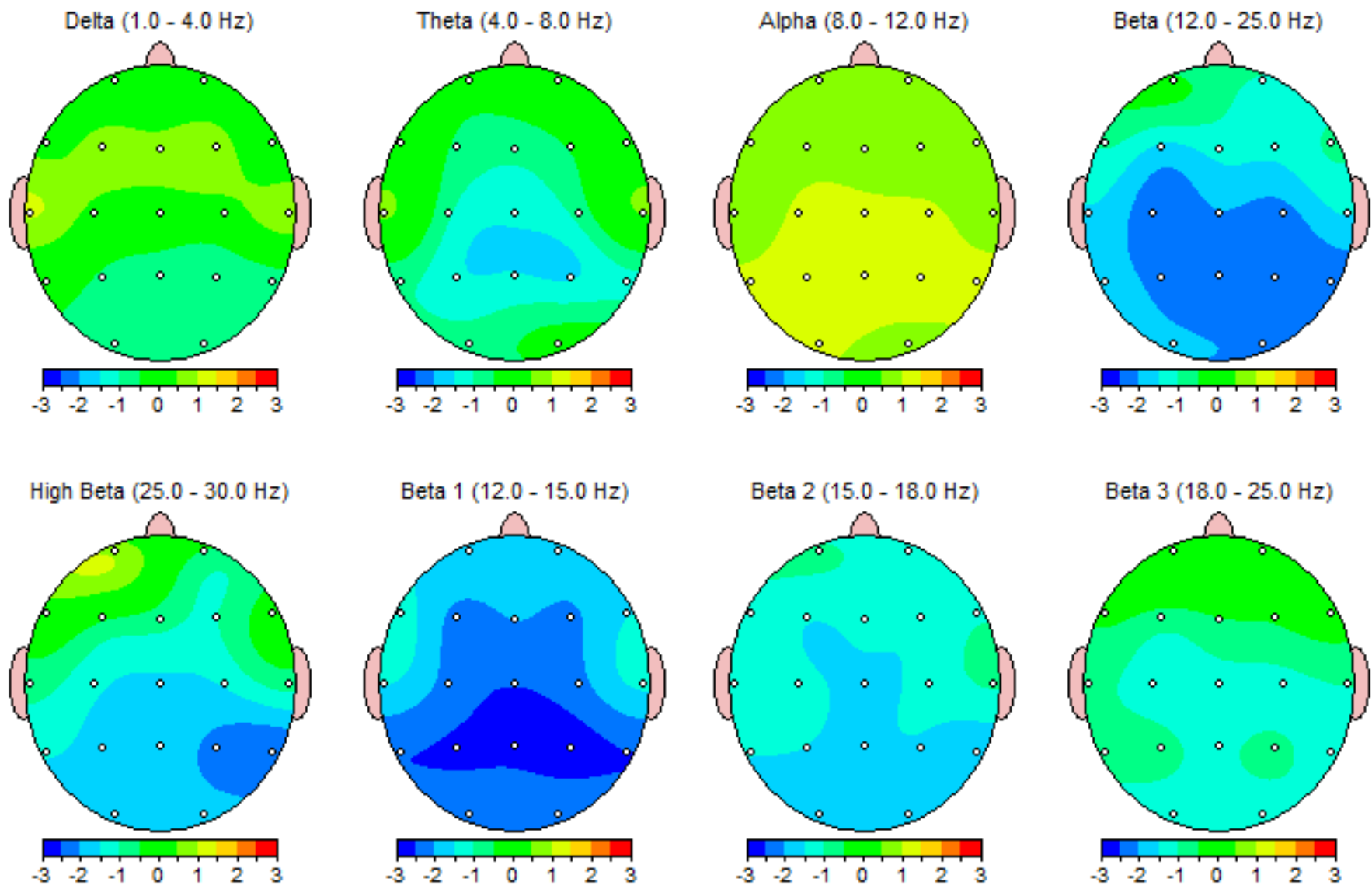
FFT Power Ratio



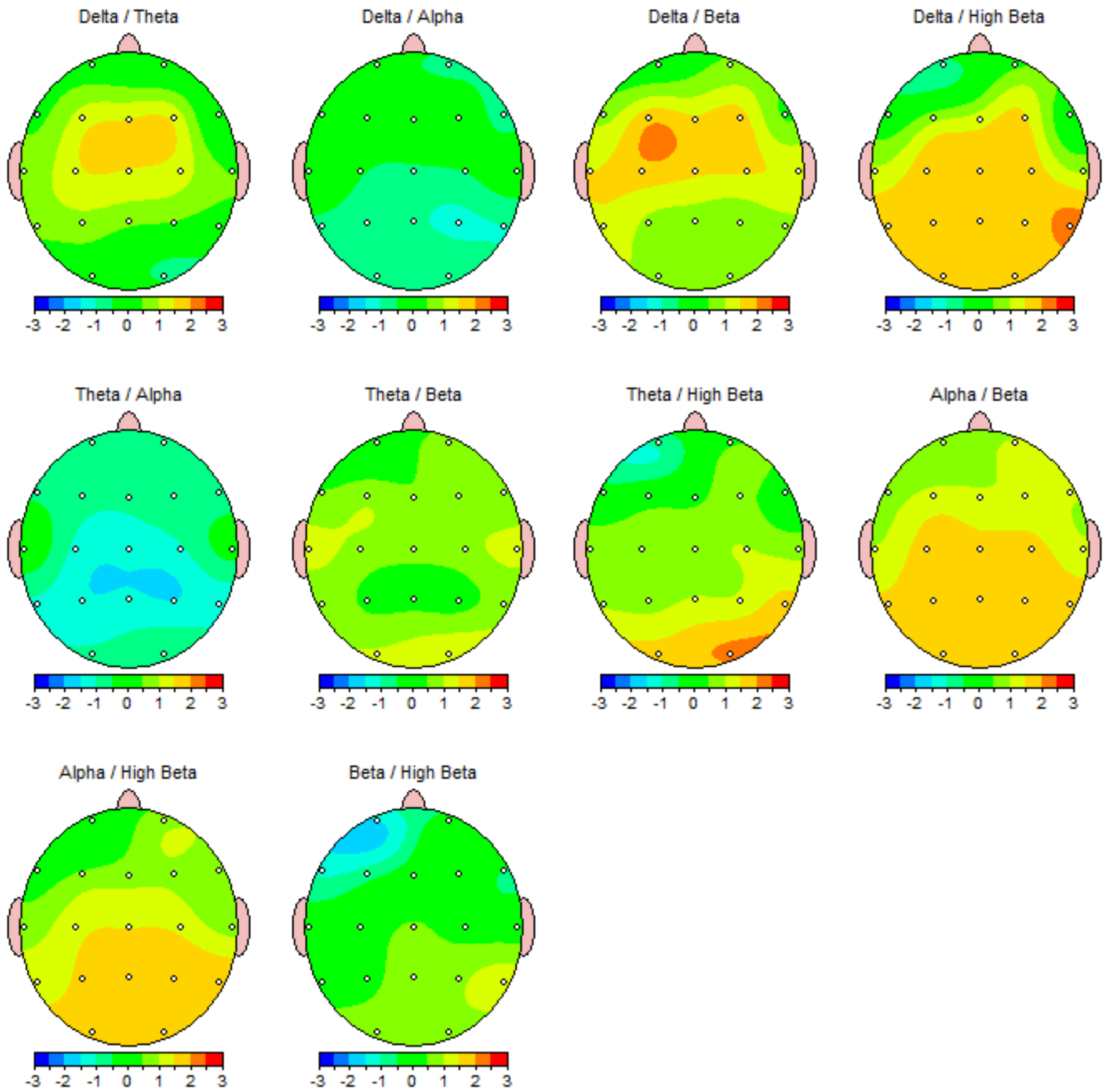
Z Scored FFT Absolute Power



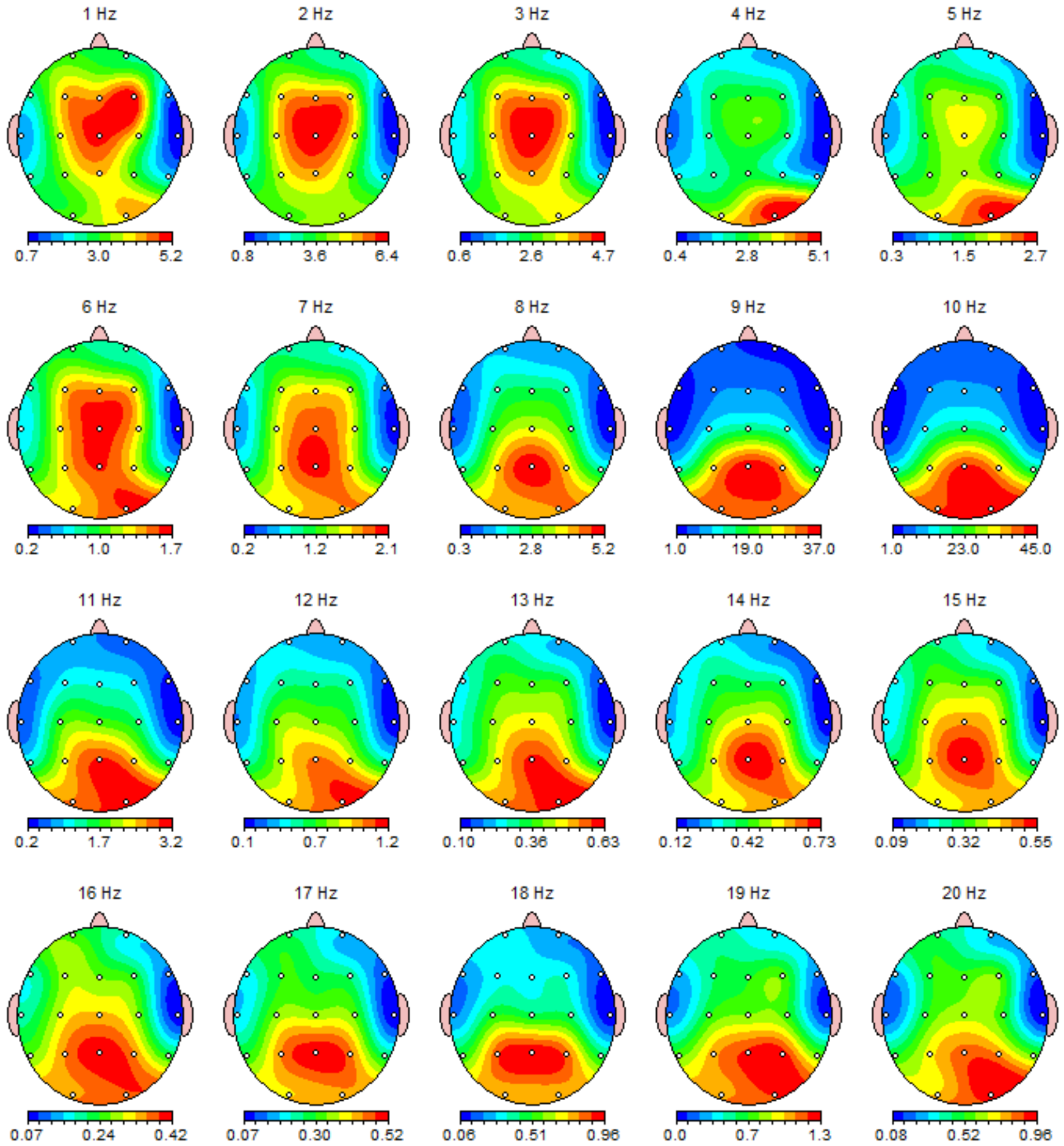
Z Scored FFT Relative Power



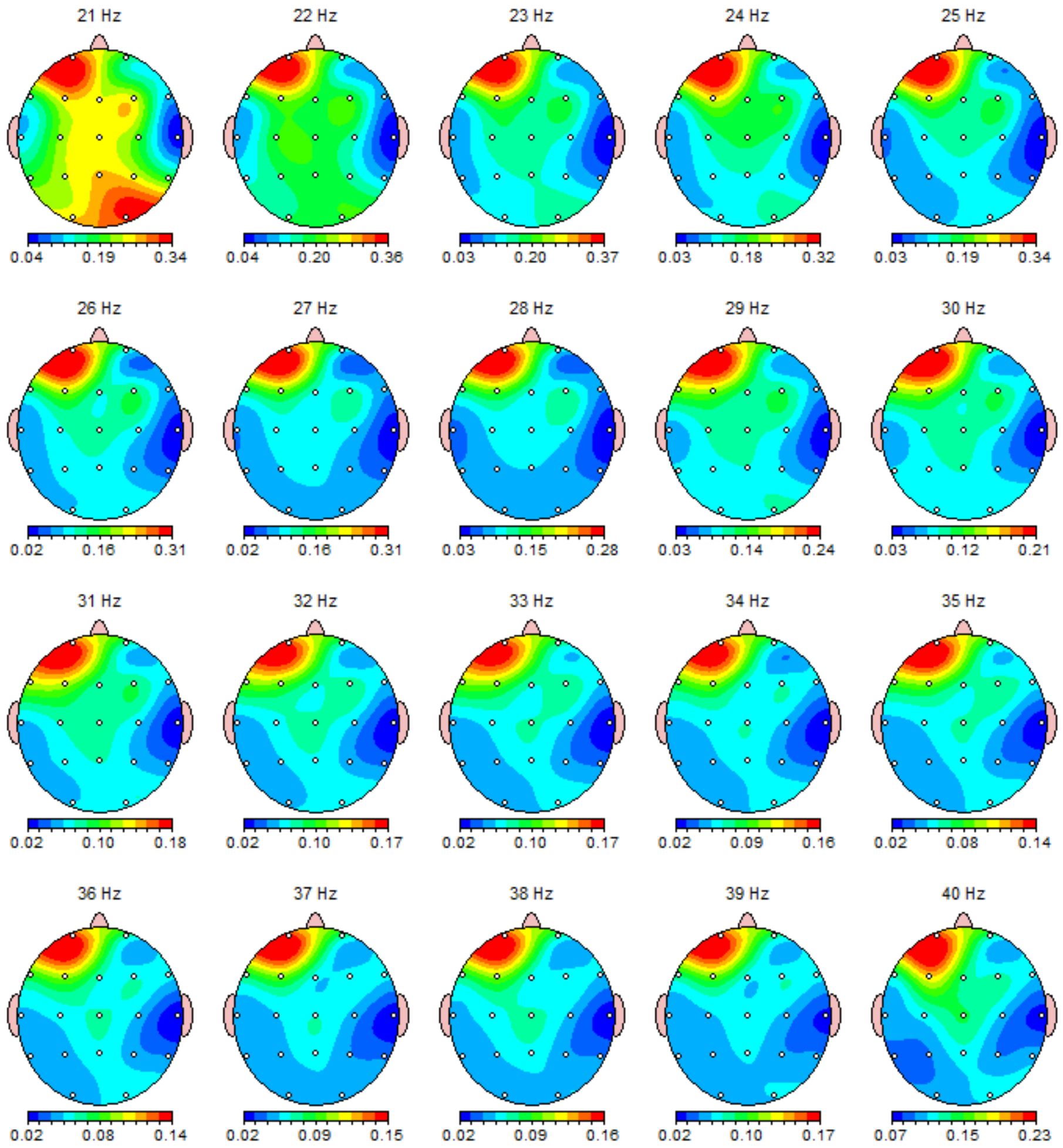
Z Scored FFT Power Ratio



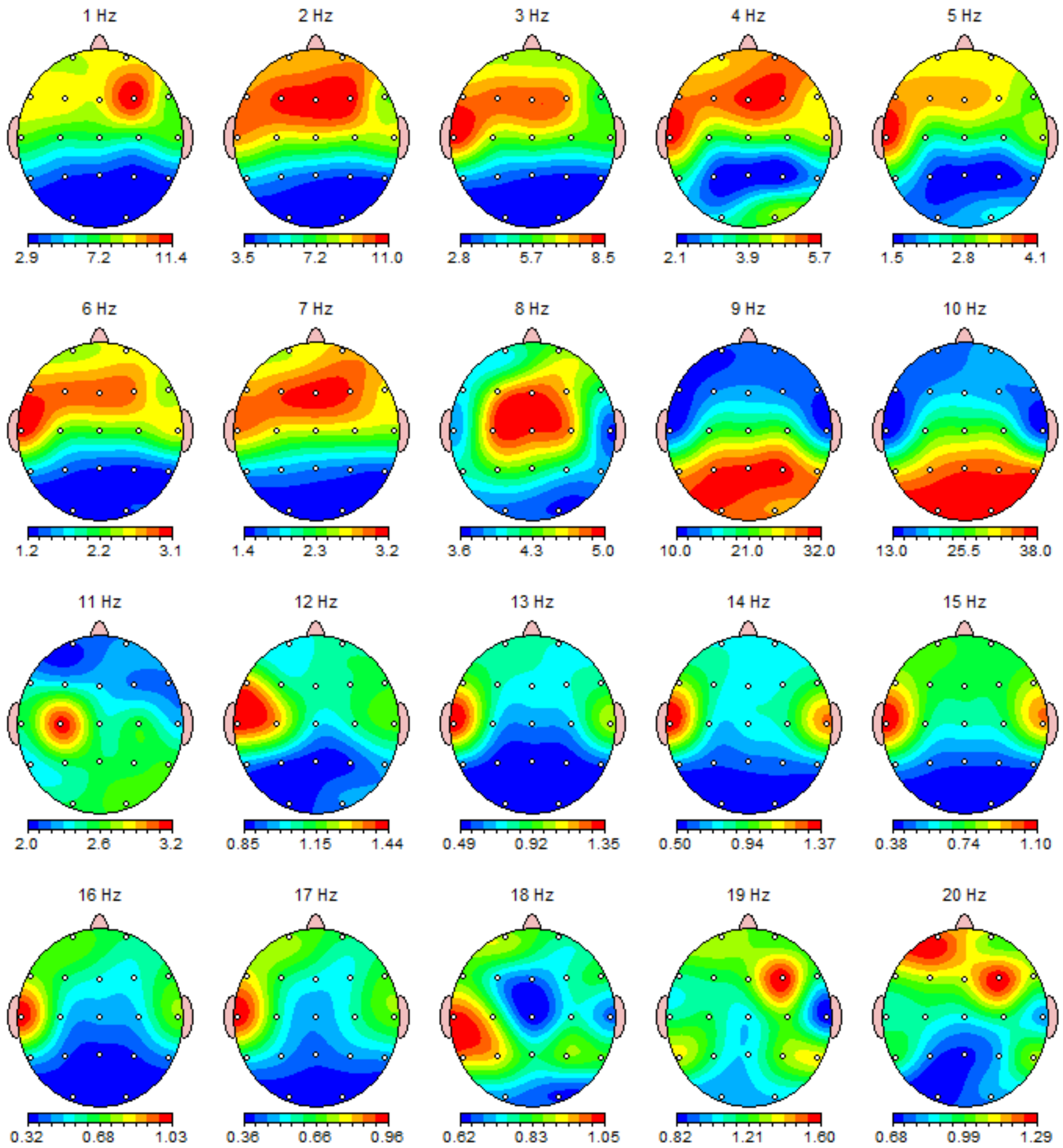
FFT Absolute Power (uV Sq)



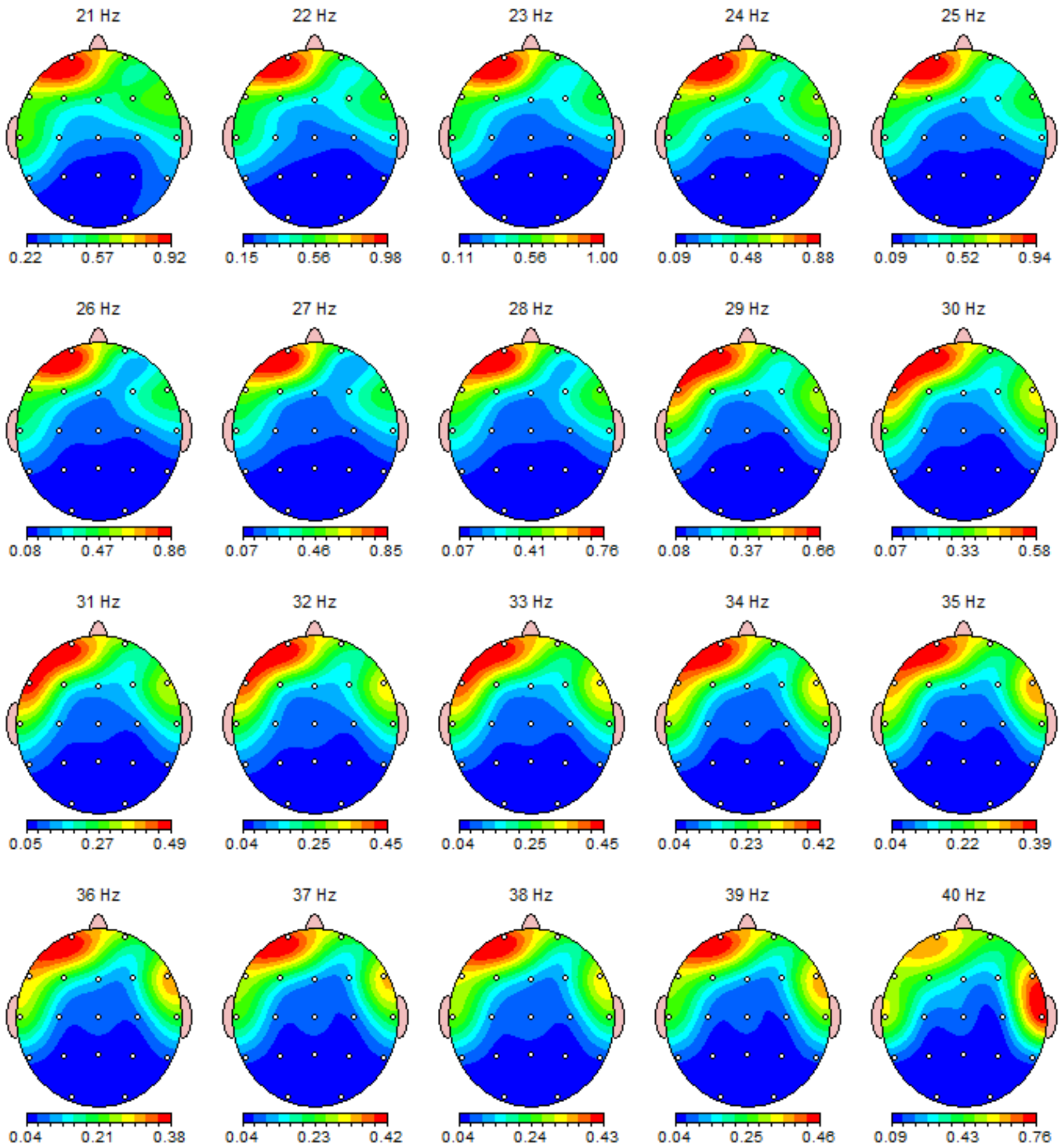
FFT Absolute Power (uV Sq)



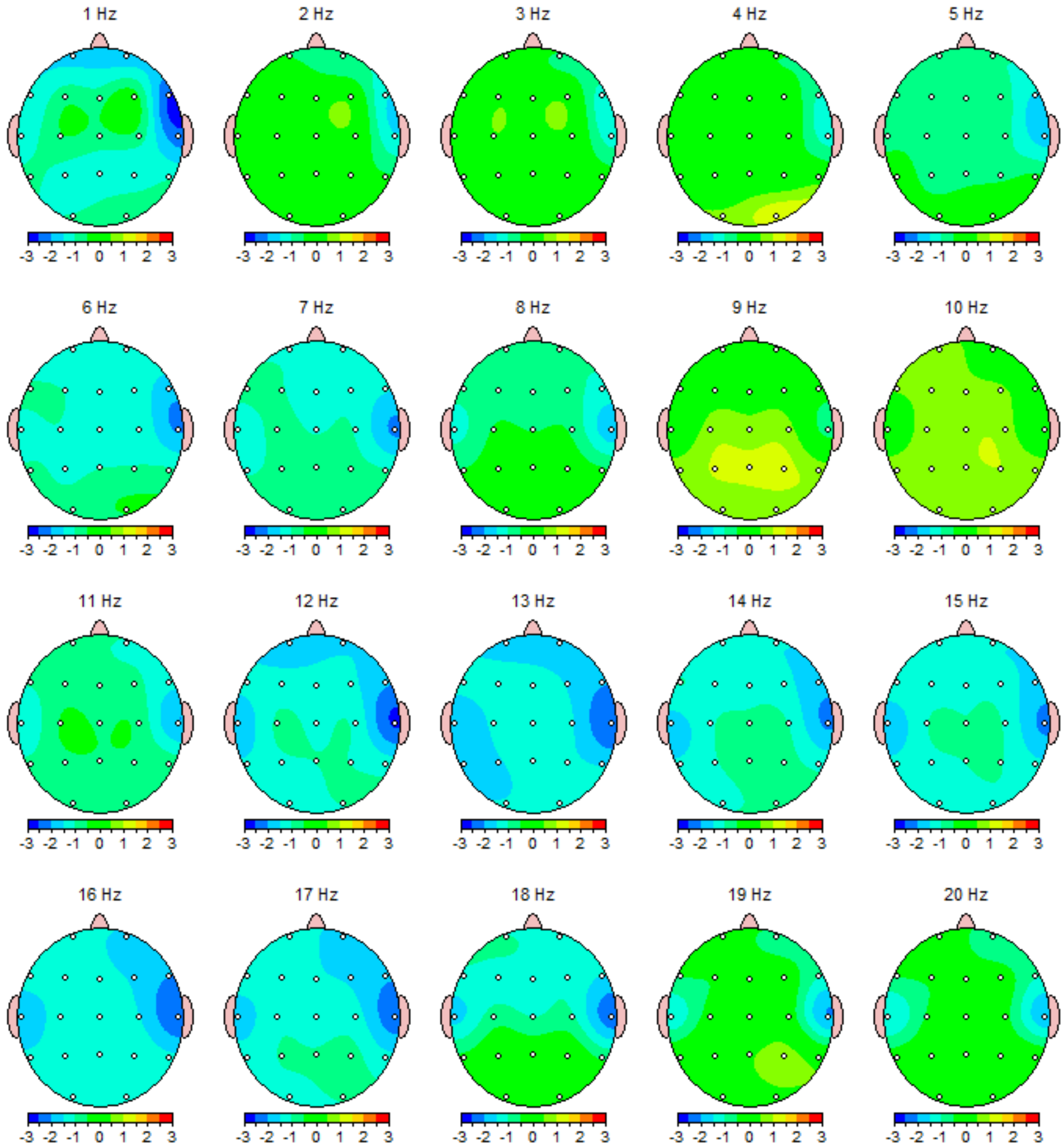
FFT Relative Power (%)



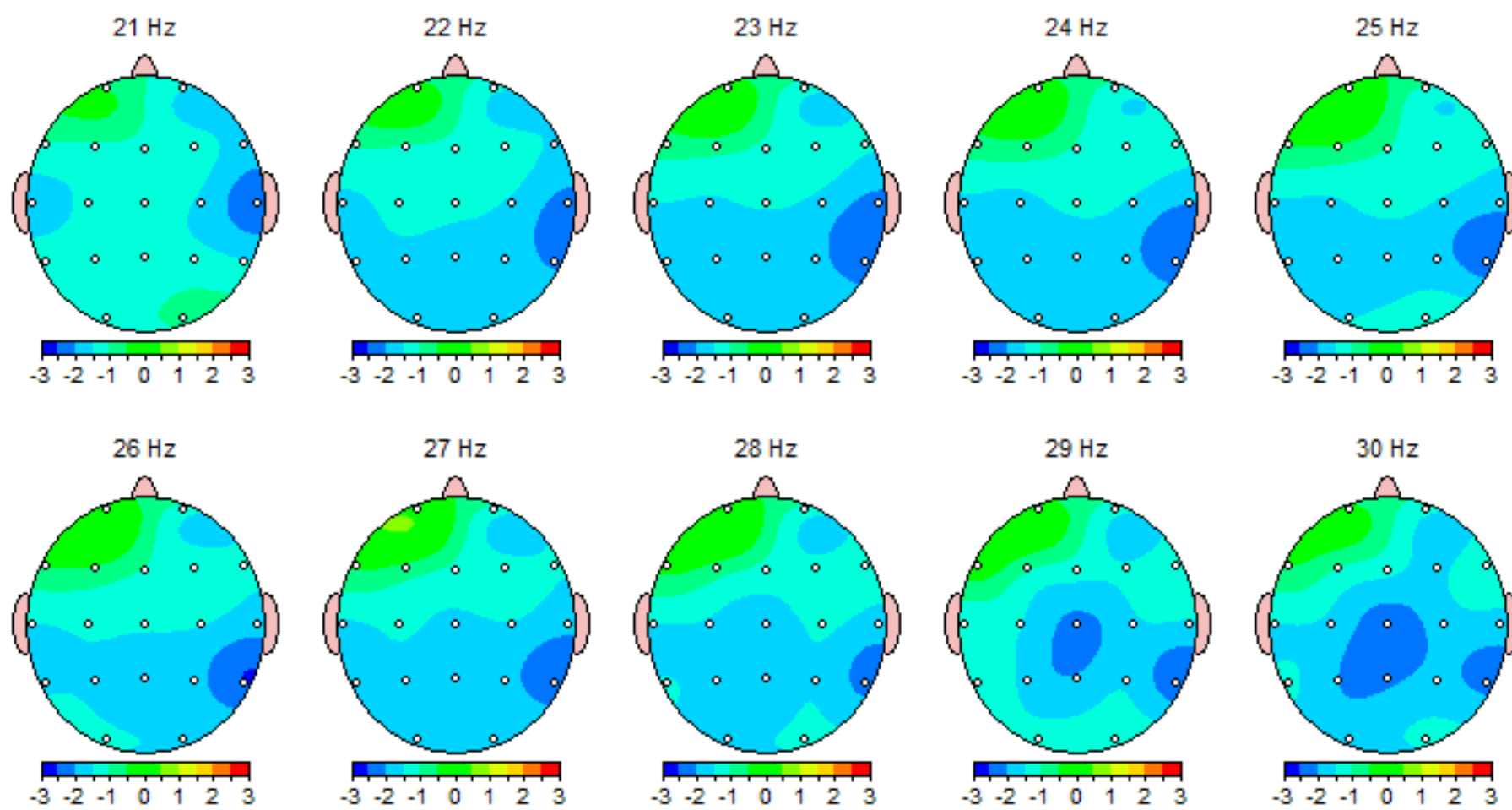
FFT Relative Power (%)



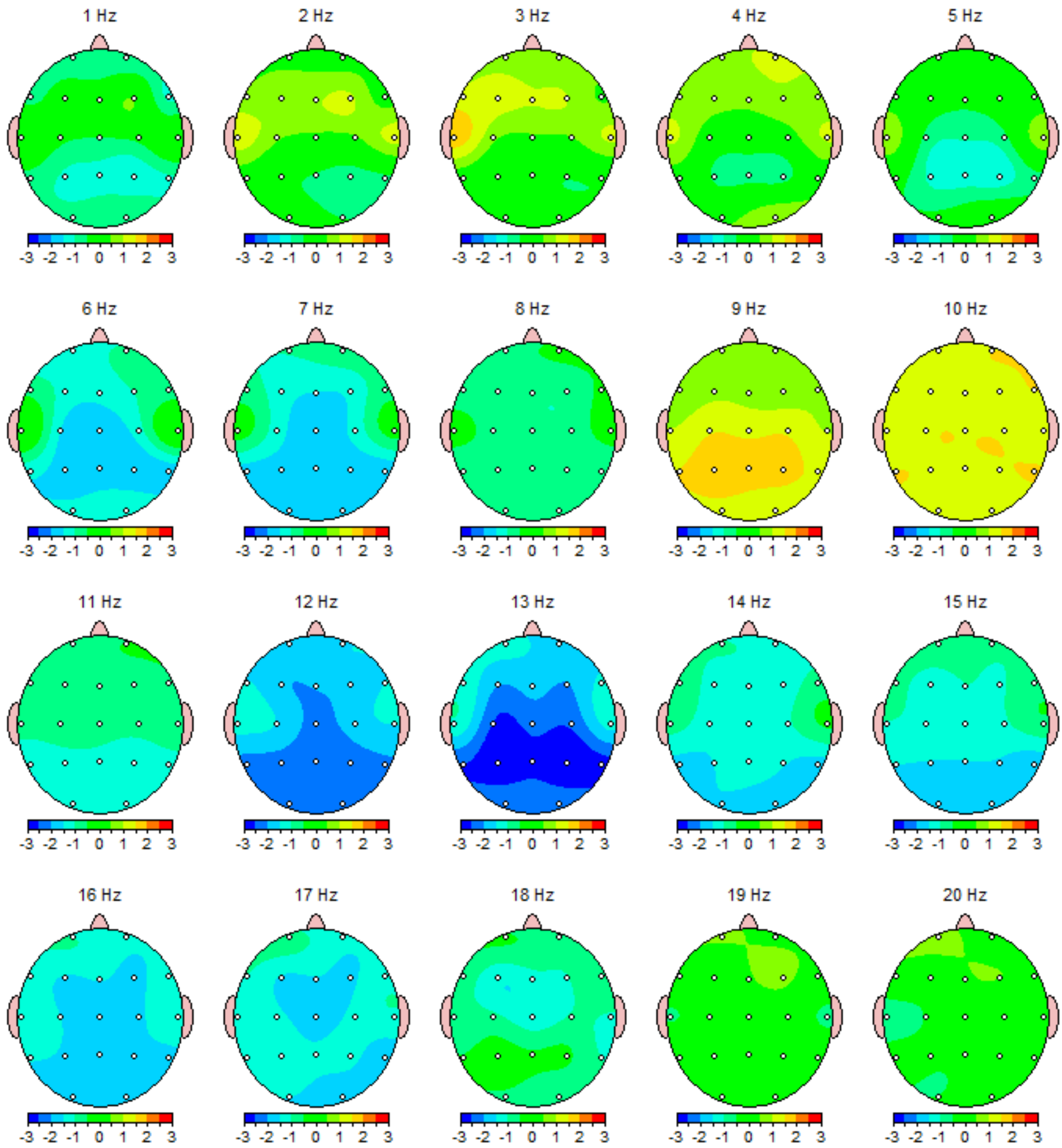
Z Scored FFT Absolute Power



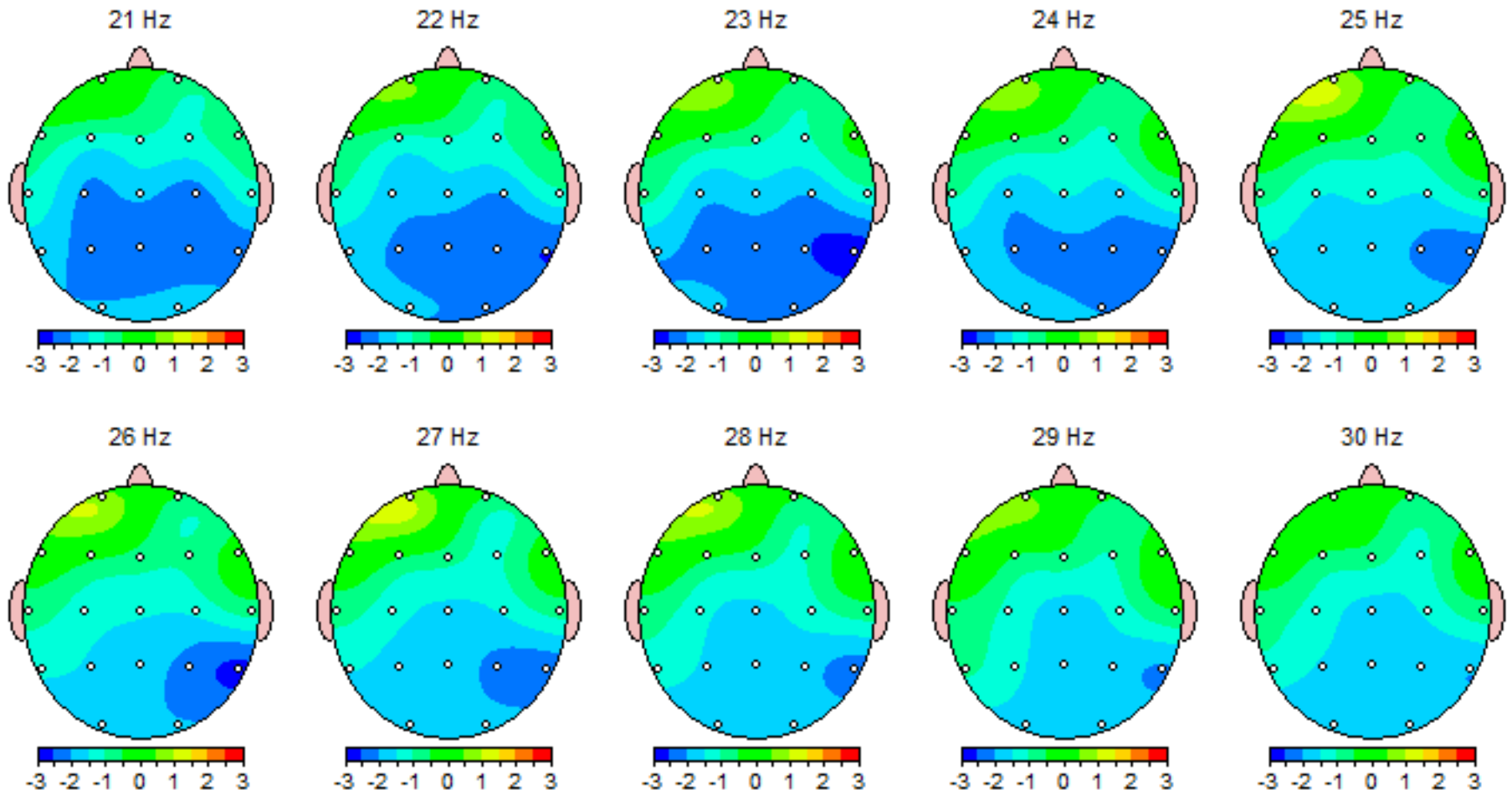
Z Scored FFT Absolute Power



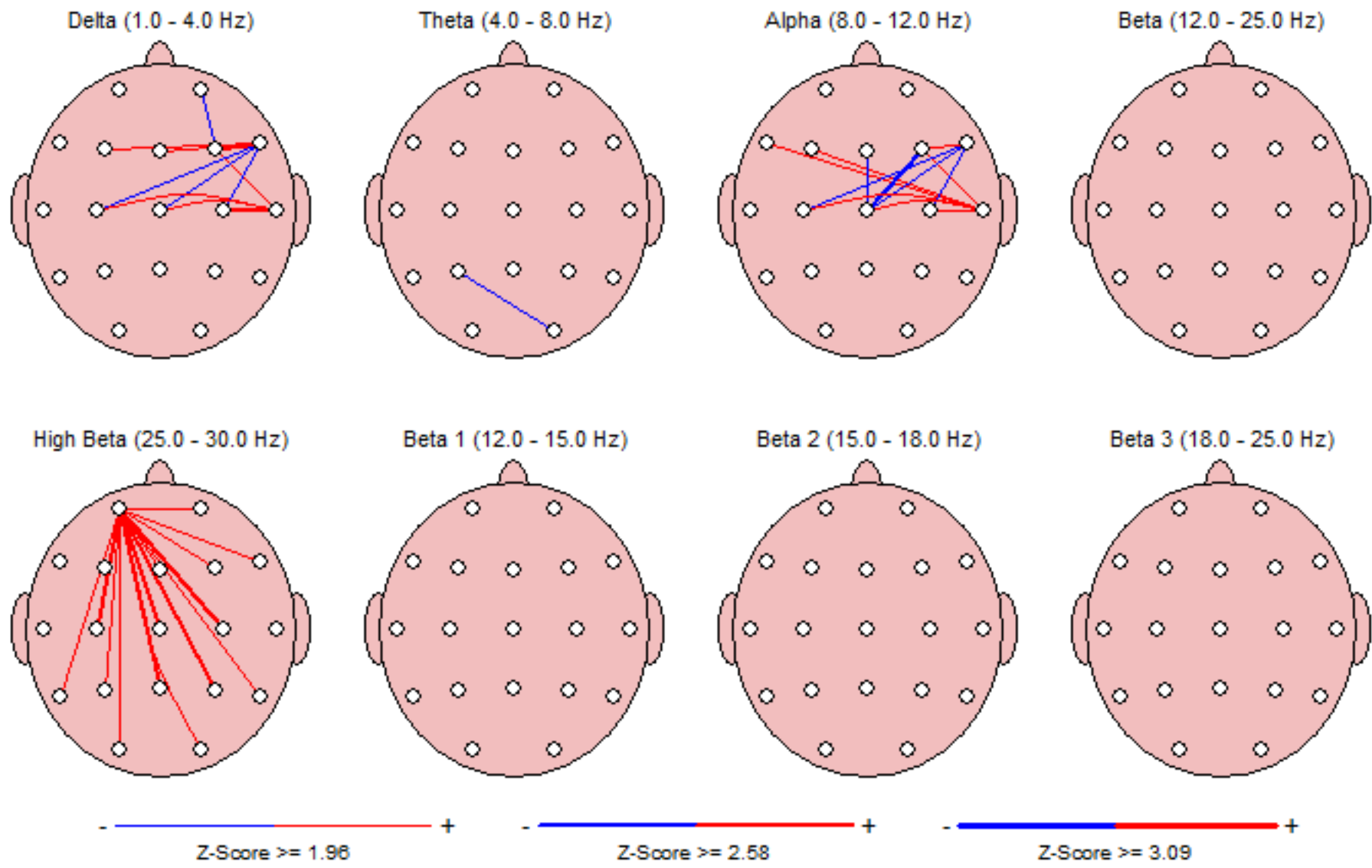
Z Scored FFT Relative Power



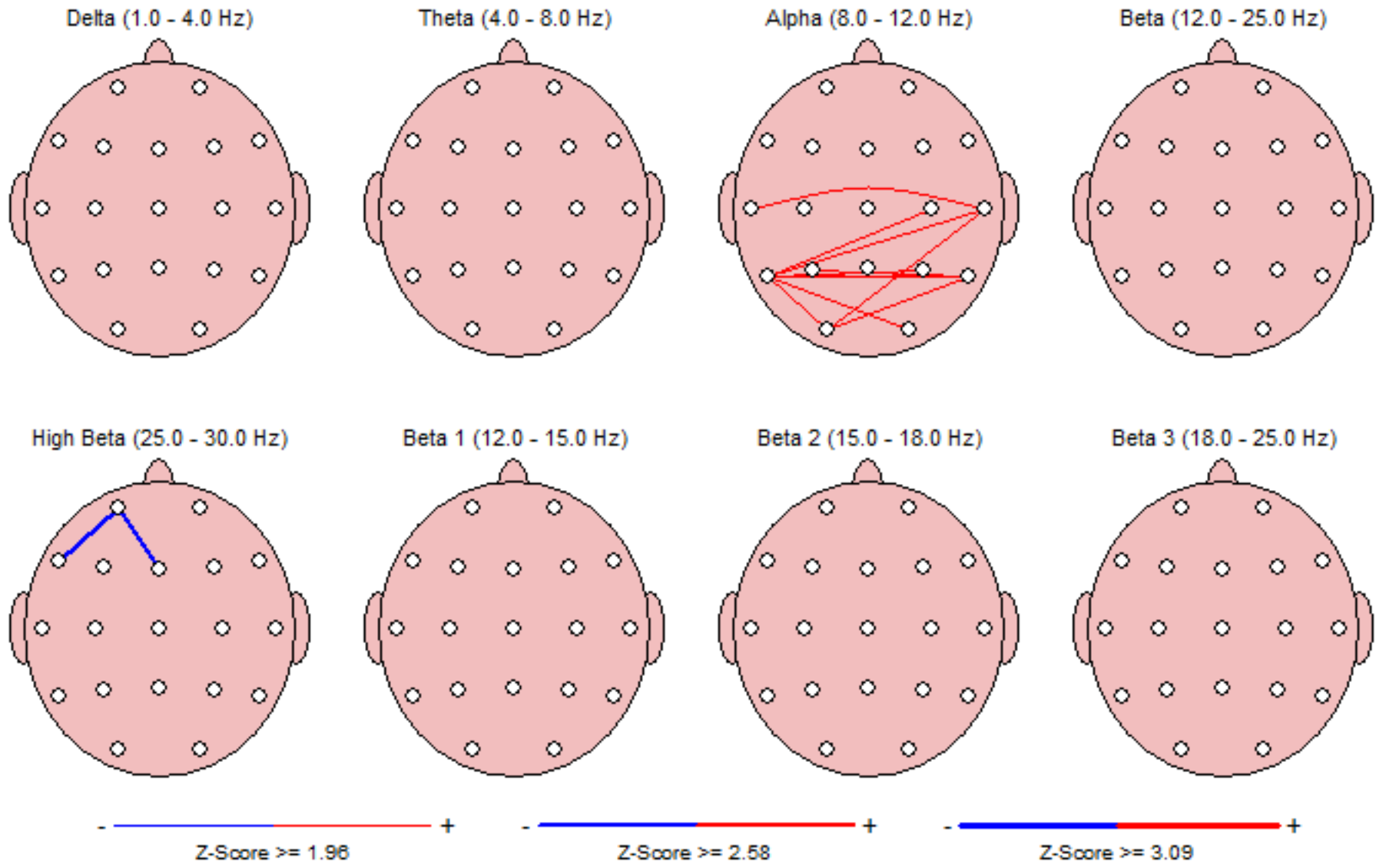
Z Scored FFT Relative Power



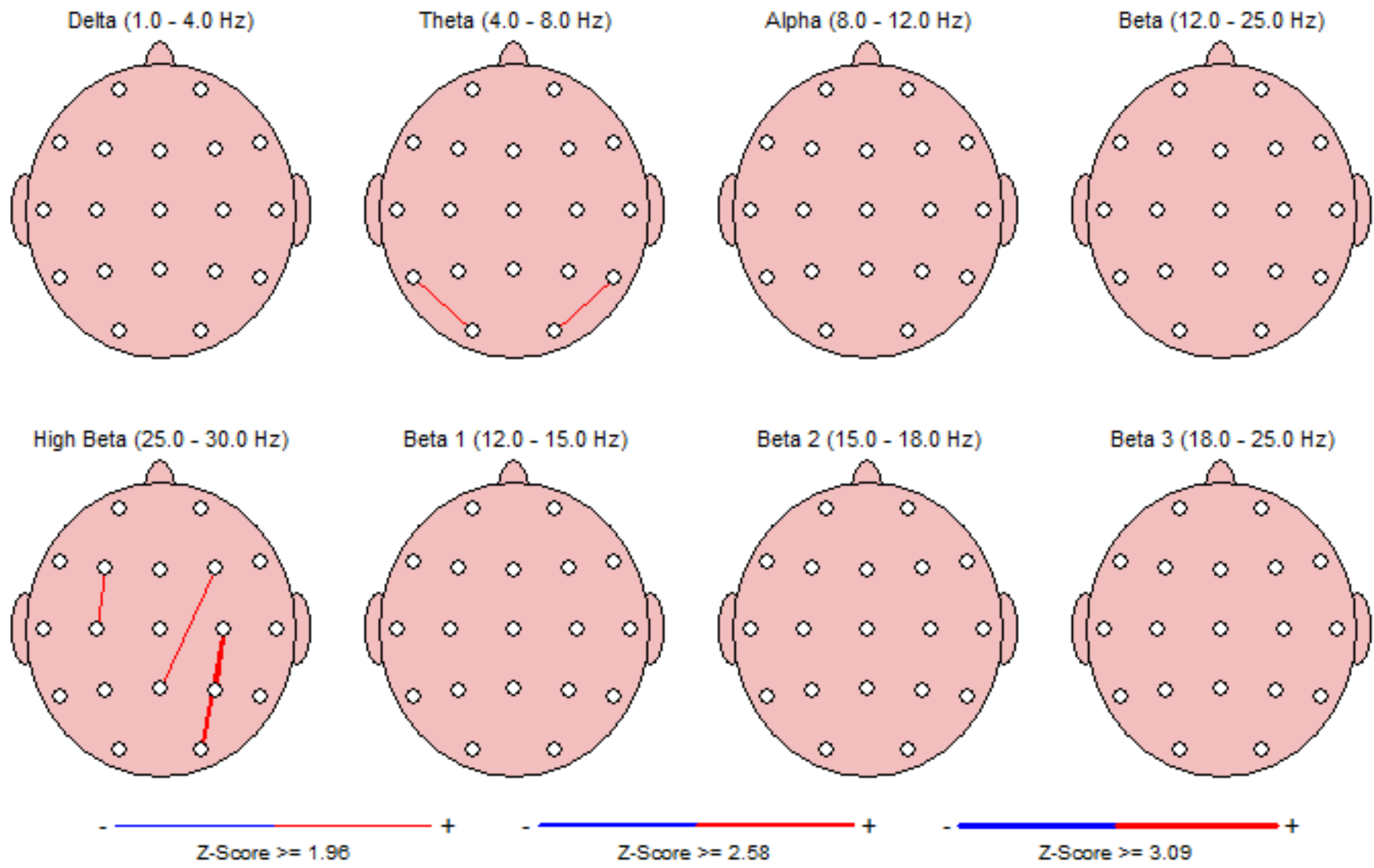
Z Scored FFT Amplitude Asymmetry



Z Scored FFT Coherence



Z Scored FFT Phase Lag



FFT Absolute Power (uV Sq)

Intrahemispheric: LEFT

	DELTA	THETA	ALPHA	BETA	HIGH BETA	BETA 1	BETA 2	BETA 3
FP1 - LE	8.82	4.75	12.21	4.37	1.46	0.95	0.80	2.63
F7 - LE	7.00	3.81	8.49	2.96	0.75	0.89	0.63	1.44
F3 - LE	13.06	6.94	18.26	4.61	0.94	1.30	0.93	2.38
T3 - LE	5.02	3.06	6.06	2.41	0.36	0.81	0.60	1.00
C3 - LE	12.21	6.50	29.92	5.06	0.55	1.61	1.05	2.40
T5 - LE	7.54	5.15	35.80	4.48	0.41	1.22	0.90	2.36
P3 - LE	11.27	6.73	66.82	6.43	0.47	1.86	1.26	3.31
O1 - LE	10.22	8.40	80.61	6.43	0.45	2.02	1.18	3.23

Intrahemispheric: RIGHT

	DELTA	THETA	ALPHA	BETA	HIGH BETA	BETA 1	BETA 2	BETA 3
FP2 - LE	7.08	3.90	10.63	2.73	0.52	0.74	0.55	1.45
F4 - LE	13.40	6.55	17.00	4.43	0.67	1.19	0.81	2.43
F8 - LE	3.65	2.18	6.14	1.80	0.39	0.50	0.37	0.93
C4 - LE	11.09	6.14	29.61	4.60	0.49	1.44	0.96	2.21
T4 - LE	2.23	1.30	3.26	0.99	0.16	0.35	0.25	0.39
P4 - LE	10.12	6.44	72.26	6.84	0.42	1.99	1.26	3.58
T6 - LE	6.07	4.31	40.07	4.40	0.31	1.25	0.79	2.36
O2 - LE	11.85	11.08	85.02	7.39	0.51	2.37	1.28	3.74

Intrahemispheric: CENTER

	DELTA	THETA	ALPHA	BETA	HIGH BETA	BETA 1	BETA 2	BETA 3
Fz - LE	14.12	7.69	20.82	4.52	0.59	1.32	0.90	2.29
Cz - LE	15.99	8.49	40.97	5.59	0.59	1.80	1.16	2.64
Pz - LE	13.33	8.02	87.13	7.60	0.52	2.36	1.47	3.77

Z Scored FFT Absolute Power

Intrahemispheric: LEFT

	DELTA	THETA	ALPHA	BETA	HIGH BETA	BETA 1	BETA 2	BETA 3
FP1 - LE	-0.89	-0.85	-0.02	-0.93	0.14	-1.60	-1.31	-0.34
F7 - LE	-0.60	-0.75	-0.09	-1.16	-0.42	-1.33	-1.29	-0.82
F3 - LE	0.00	-0.72	0.11	-1.20	-0.71	-1.39	-1.32	-0.82
T3 - LE	-0.52	-0.91	-0.55	-1.93	-1.55	-1.97	-1.80	-1.56
C3 - LE	0.17	-0.74	0.46	-1.19	-1.57	-1.14	-1.18	-0.90
T5 - LE	-0.24	-0.58	0.48	-1.19	-1.58	-1.55	-1.34	-0.60
P3 - LE	-0.39	-0.84	0.65	-1.03	-1.75	-1.25	-1.14	-0.49
O1 - LE	-0.33	-0.25	0.53	-1.08	-1.53	-1.40	-1.19	-0.50

Intrahemispheric: RIGHT

	DELTA	THETA	ALPHA	BETA	HIGH BETA	BETA 1	BETA 2	BETA 3
FP2 - LE	-1.17	-1.00	-0.27	-1.46	-1.33	-1.58	-1.60	-1.18
F4 - LE	0.08	-0.83	-0.01	-1.24	-1.29	-1.51	-1.48	-0.77
F8 - LE	-1.83	-1.47	-0.42	-1.74	-1.38	-1.96	-1.87	-1.36
C4 - LE	-0.09	-0.87	0.39	-1.27	-1.60	-1.26	-1.30	-0.96
T4 - LE	-1.71	-1.85	-1.05	-2.54	-1.83	-2.54	-2.32	-2.14
P4 - LE	-0.52	-0.71	0.76	-0.87	-1.83	-1.11	-1.00	-0.30
T6 - LE	-0.55	-0.52	0.58	-1.17	-2.39	-1.35	-1.37	-0.65
O2 - LE	-0.17	0.20	0.59	-0.82	-1.47	-1.05	-1.09	-0.32

Intrahemispheric: CENTER

	DELTA	THETA	ALPHA	BETA	HIGH BETA	BETA 1	BETA 2	BETA 3
Fz - LE	-0.06	-0.93	0.05	-1.17	-1.16	-1.40	-1.33	-0.77
Cz - LE	-0.00	-0.96	0.52	-1.17	-1.62	-1.23	-1.24	-0.85
Pz - LE	-0.47	-0.77	0.70	-0.96	-1.98	-1.07	-1.09	-0.48

FFT Relative Power (%)

Intrahemispheric: LEFT

	DELTA	THETA	ALPHA	BETA	HIGH BETA	BETA 1	BETA 2	BETA 3
FP1 - LE	24.30	13.08	33.62	12.04	4.03	2.61	2.20	7.23
F7 - LE	26.60	14.47	32.24	11.26	2.85	3.40	2.39	5.47
F3 - LE	27.61	14.66	38.58	9.74	1.99	2.74	1.98	5.03
T3 - LE	25.65	15.64	30.95	12.32	1.84	4.15	3.07	5.10
C3 - LE	21.45	11.42	52.55	8.89	0.96	2.84	1.84	4.21
T5 - LE	13.50	9.21	64.08	8.01	0.74	2.18	1.60	4.23
P3 - LE	11.94	7.13	70.81	6.81	0.50	1.97	1.33	3.50
O1 - LE	9.39	7.72	74.10	5.91	0.42	1.85	1.09	2.97

Intrahemispheric: RIGHT

	DELTA	THETA	ALPHA	BETA	HIGH BETA	BETA 1	BETA 2	BETA 3
FP2 - LE	25.09	13.84	37.68	9.69	1.86	2.62	1.94	5.13
F4 - LE	29.77	14.55	37.76	9.84	1.49	2.65	1.79	5.40
F8 - LE	21.02	12.55	35.31	10.36	2.26	2.86	2.15	5.34
C4 - LE	20.31	11.25	54.25	8.43	0.90	2.63	1.75	4.05
T4 - LE	21.81	12.71	31.87	9.69	1.54	3.44	2.40	3.85
P4 - LE	10.25	6.52	73.16	6.92	0.43	2.02	1.28	3.63
T6 - LE	10.54	7.49	69.53	7.63	0.54	2.17	1.37	4.09
O2 - LE	9.98	9.33	71.61	6.22	0.43	2.00	1.08	3.15

Intrahemispheric: CENTER

	DELTA	THETA	ALPHA	BETA	HIGH BETA	BETA 1	BETA 2	BETA 3
Fz - LE	27.84	15.16	41.07	8.91	1.17	2.61	1.78	4.52
Cz - LE	21.54	11.44	55.19	7.53	0.79	2.42	1.56	3.55
Pz - LE	11.19	6.73	73.11	6.38	0.43	1.98	1.23	3.17

Z Scored FFT Relative Power

Intrahemispheric: LEFT

	DELTA	THETA	ALPHA	BETA	HIGH BETA	BETA 1	BETA 2	BETA 3
FP1 - LE	-0.03	-0.36	0.63	-0.41	0.87	-1.56	-0.94	0.38
F7 - LE	0.30	-0.20	0.62	-0.95	0.18	-1.34	-1.13	-0.32
F3 - LE	0.71	-0.58	0.74	-1.61	-0.42	-2.18	-1.47	-0.74
T3 - LE	1.04	0.56	0.56	-1.55	-0.79	-1.48	-1.06	-0.91
C3 - LE	0.30	-0.96	1.12	-2.29	-1.40	-2.21	-1.39	-1.18
T5 - LE	-0.24	-0.87	1.11	-1.89	-1.44	-2.47	-1.47	-0.89
P3 - LE	-0.57	-1.42	1.24	-2.12	-1.71	-2.56	-1.51	-0.94
O1 - LE	-0.51	-0.71	1.02	-1.98	-1.82	-2.30	-1.69	-1.11

Intrahemispheric: RIGHT

	DELTA	THETA	ALPHA	BETA	HIGH BETA	BETA 1	BETA 2	BETA 3
FP2 - LE	-0.12	-0.17	0.86	-1.10	-0.56	-1.64	-1.22	-0.33
F4 - LE	0.85	-0.47	0.62	-1.37	-1.02	-2.10	-1.43	-0.46
F8 - LE	-0.26	-0.14	0.90	-0.96	-0.23	-1.52	-1.06	-0.25
C4 - LE	0.20	-0.82	1.10	-2.15	-1.44	-2.16	-1.36	-1.15
T4 - LE	0.85	0.52	0.72	-1.46	-0.78	-1.41	-0.94	-0.97
P4 - LE	-0.87	-1.53	1.24	-2.22	-2.10	-2.70	-1.57	-0.93
T6 - LE	-0.77	-1.14	1.17	-2.27	-2.39	-2.50	-1.86	-1.18
O2 - LE	-0.55	-0.32	0.96	-2.03	-1.89	-2.26	-1.82	-1.13

Intrahemispheric: CENTER

	DELTA	THETA	ALPHA	BETA	HIGH BETA	BETA 1	BETA 2	BETA 3
Fz - LE	0.68	-0.85	0.71	-1.36	-0.80	-2.00	-1.38	-0.54
Cz - LE	0.10	-1.40	1.15	-2.02	-1.59	-2.48	-1.56	-1.18
Pz - LE	-0.71	-1.47	1.20	-2.26	-1.83	-2.61	-1.59	-1.07

FFT Power Ratio

Intrahemispheric: LEFT

	D/T	D/A	D/B	D/G	T/A	T/B	T/G	A/B	A/G	B/G
FP1 - LE	1.86	0.72	2.02	6.03	0.39	1.09	3.24	2.79	8.34	2.99
F7 - LE	1.84	0.83	2.36	9.35	0.45	1.29	5.08	2.86	11.33	3.96
F3 - LE	1.88	0.72	2.83	13.90	0.38	1.51	7.38	3.96	19.43	4.91
T3 - LE	1.64	0.83	2.08	13.93	0.51	1.27	8.49	2.51	16.81	6.69
C3 - LE	1.88	0.41	2.41	22.27	0.22	1.29	11.86	5.91	54.58	9.23
T5 - LE	1.47	0.21	1.68	18.29	0.14	1.15	12.48	8.00	86.81	10.86
P3 - LE	1.67	0.17	1.75	23.73	0.10	1.05	14.18	10.39	140.69	13.54
O1 - LE	1.22	0.13	1.59	22.60	0.10	1.31	18.58	12.54	178.29	14.22

Intrahemispheric: RIGHT

	D/T	D/A	D/B	D/G	T/A	T/B	T/G	A/B	A/G	B/G
FP2 - LE	1.81	0.67	2.59	13.49	0.37	1.43	7.44	3.89	20.26	5.21
F4 - LE	2.05	0.79	3.03	20.04	0.39	1.48	9.79	3.84	25.41	6.62
F8 - LE	1.67	0.60	2.03	9.30	0.36	1.21	5.55	3.41	15.62	4.58
C4 - LE	1.81	0.37	2.41	22.50	0.21	1.34	12.46	6.44	60.09	9.33
T4 - LE	1.72	0.68	2.25	14.14	0.40	1.31	8.24	3.29	20.66	6.28
P4 - LE	1.57	0.14	1.48	24.04	0.09	0.94	15.30	10.57	171.62	16.24
T6 - LE	1.41	0.15	1.38	19.44	0.11	0.98	13.81	9.11	128.26	14.08
O2 - LE	1.07	0.14	1.60	23.37	0.13	1.50	21.85	11.51	167.65	14.57

Intrahemispheric: CENTER

	D/T	D/A	D/B	D/G	T/A	T/B	T/G	A/B	A/G	B/G
Fz - LE	1.84	0.68	3.13	23.82	0.37	1.70	12.97	4.61	35.12	7.62
Cz - LE	1.88	0.39	2.86	27.20	0.21	1.52	14.44	7.33	69.68	9.51
Pz - LE	1.66	0.15	1.75	25.74	0.09	1.05	15.48	11.46	168.23	14.67

Z Scored FFT Power Ratio

Intrahemispheric: LEFT

	D/T	D/A	D/B	D/G	T/A	T/B	T/G	A/B	A/G	B/G
FP1 - LE	0.17	-0.38	0.22	-0.74	-0.69	0.10	-0.89	0.65	-0.10	-1.53
F7 - LE	0.41	-0.24	0.85	0.01	-0.58	0.56	-0.23	0.84	0.21	-1.11
F3 - LE	1.28	-0.12	1.85	0.87	-0.79	0.87	0.14	1.19	0.61	-0.70
T3 - LE	0.67	0.25	1.50	1.09	-0.11	1.12	0.83	1.03	0.75	-0.09
C3 - LE	1.43	-0.44	1.83	1.85	-1.17	0.83	0.95	1.80	1.37	0.21
T5 - LE	0.70	-0.69	1.33	1.90	-1.09	0.75	0.93	1.61	1.35	0.20
P3 - LE	0.80	-0.90	0.89	1.65	-1.43	0.41	0.85	1.87	1.57	0.40
O1 - LE	-0.03	-0.75	0.97	1.82	-0.92	1.06	1.72	1.66	1.56	0.70

Intrahemispheric: RIGHT

	D/T	D/A	D/B	D/G	T/A	T/B	T/G	A/B	A/G	B/G
FP2 - LE	-0.02	-0.57	0.60	0.41	-0.76	0.74	0.41	1.06	0.83	-0.11
F4 - LE	1.38	0.05	1.71	1.58	-0.65	0.76	0.71	1.04	0.92	0.22
F8 - LE	-0.18	-0.69	0.46	0.05	-0.74	0.64	0.14	1.02	0.63	-0.53
C4 - LE	1.22	-0.48	1.55	1.77	-1.08	0.84	1.01	1.75	1.39	0.25
T4 - LE	0.48	-0.07	1.42	0.92	-0.32	1.14	0.79	1.10	0.80	0.07
P4 - LE	0.45	-1.08	0.61	1.63	-1.48	0.32	1.12	1.89	1.81	0.91
T6 - LE	0.15	-1.01	0.82	2.20	-1.29	0.69	1.69	1.80	1.89	1.24
O2 - LE	-0.57	-0.74	0.80	1.75	-0.69	1.28	2.08	1.64	1.57	0.83

Intrahemispheric: CENTER

	D/T	D/A	D/B	D/G	T/A	T/B	T/G	A/B	A/G	B/G
Fz - LE	1.53	-0.09	1.61	1.29	-0.86	0.57	0.39	1.10	0.84	-0.03
Cz - LE	1.47	-0.59	1.60	1.92	-1.36	0.63	0.88	1.72	1.49	0.54
Pz - LE	0.63	-0.96	0.77	1.66	-1.43	0.35	1.03	1.88	1.63	0.69

Peak Frequency (Hz)

Intrahemispheric: LEFT

	DELTA	THETA	ALPHA	BETA	HIGH BETA	BETA 1	BETA 2	BETA 3
FP1 - LE	2.19	5.45	9.70	18.50	27.08	13.15	16.23	21.12
F7 - LE	2.21	5.47	9.70	17.54	27.25	13.16	16.20	20.84
F3 - LE	2.22	5.49	9.69	17.68	27.05	13.13	16.19	20.74
T3 - LE	2.30	5.44	9.69	17.00	27.17	13.23	16.19	20.56
C3 - LE	2.26	5.56	9.71	17.10	27.15	13.04	16.20	20.24
T5 - LE	2.25	5.43	9.71	17.36	27.21	13.09	16.24	19.97
P3 - LE	2.28	5.61	9.71	17.17	27.17	13.08	16.26	19.83
O1 - LE	2.27	5.37	9.75	17.07	27.18	13.04	16.23	19.89

Intrahemispheric: RIGHT

	DELTA	THETA	ALPHA	BETA	HIGH BETA	BETA 1	BETA 2	BETA 3
FP2 - LE	2.17	5.45	9.70	17.74	27.12	13.12	16.19	20.68
F4 - LE	2.14	5.48	9.68	17.68	27.10	13.12	16.16	20.42
F8 - LE	2.16	5.49	9.70	17.72	27.17	13.16	16.17	20.79
C4 - LE	2.25	5.54	9.70	17.16	27.12	13.14	16.20	20.18
T4 - LE	2.20	5.48	9.69	16.89	27.29	13.26	16.13	20.62
P4 - LE	2.27	5.61	9.73	17.19	27.17	13.09	16.27	19.80
T6 - LE	2.25	5.45	9.75	17.32	27.21	13.08	16.26	19.93
O2 - LE	2.22	5.25	9.76	17.09	27.13	13.02	16.23	19.96

Intrahemispheric: CENTER

	DELTA	THETA	ALPHA	BETA	HIGH BETA	BETA 1	BETA 2	BETA 3
Fz - LE	2.24	5.48	9.68	17.45	27.08	13.12	16.15	20.44
Cz - LE	2.26	5.53	9.71	17.12	27.08	13.13	16.15	20.27
Pz - LE	2.27	5.63	9.72	17.05	27.15	13.10	16.23	19.83

Z Scored Peak Frequency

Intrahemispheric: LEFT

	DELTA	THETA	ALPHA	BETA	HIGH BETA	BETA 1	BETA 2	BETA 3
FP1 - LE	2.09	-1.37	0.59	1.69	-0.12	0.43	0.07	0.88
F7 - LE	1.96	-1.09	0.52	0.75	0.44	0.53	-0.07	-0.03
F3 - LE	1.87	-1.41	0.61	0.73	-0.34	0.25	-0.42	-0.18
T3 - LE	2.37	-1.36	-0.05	0.03	-0.01	0.55	-0.41	-0.70
C3 - LE	1.66	-1.13	0.24	0.37	0.21	0.09	-0.33	-1.87
T5 - LE	1.03	-1.78	-0.05	1.09	0.64	0.36	0.57	-2.32
P3 - LE	1.66	-0.93	-0.17	0.82	0.44	0.49	0.46	-2.48
O1 - LE	1.17	-2.04	-0.26	0.92	0.02	0.41	0.59	-2.17

Intrahemispheric: RIGHT

	DELTA	THETA	ALPHA	BETA	HIGH BETA	BETA 1	BETA 2	BETA 3
FP2 - LE	1.94	-1.37	0.64	0.69	-0.26	0.17	-0.44	-0.73
F4 - LE	0.82	-1.57	0.60	0.73	-0.38	0.18	-0.69	-1.36
F8 - LE	1.89	-1.15	0.54	0.87	0.01	0.42	-0.75	-0.16
C4 - LE	1.27	-1.32	0.26	0.42	0.07	0.41	-0.31	-1.73
T4 - LE	1.52	-1.33	0.06	-0.01	0.29	0.73	-0.80	-0.46
P4 - LE	1.59	-0.97	-0.18	0.79	0.42	0.52	0.65	-2.47
T6 - LE	1.33	-1.84	0.00	0.77	0.24	0.40	0.53	-2.60
O2 - LE	0.93	-2.58	-0.24	0.90	-0.18	0.42	0.55	-1.99

Intrahemispheric: CENTER

	DELTA	THETA	ALPHA	BETA	HIGH BETA	BETA 1	BETA 2	BETA 3
Fz - LE	1.65	-1.50	0.68	0.69	-0.19	0.32	-0.69	-0.97
Cz - LE	1.36	-1.25	0.44	0.24	-0.20	0.38	-0.78	-1.49
Pz - LE	1.56	-0.81	-0.13	0.61	0.32	0.56	0.22	-2.44

FFT Amplitude Asymmetry

Intrahemispheric: LEFT

	DELTA	THETA	ALPHA	BETA
FP1 F7	23.03	22.02	35.97	38.43
FP1 F3	-38.75	-37.46	-39.70	-5.30
FP1 T3	54.90	43.15	67.30	57.75
FP1 C3	-32.20	-31.19	-84.08	-14.59
FP1 T5	15.66	-8.01	-98.28	-2.37
FP1 P3	-24.33	-34.54	-138.21	-38.12
FP1 O1	-14.64	-55.52	-147.38	-38.08
F7 F3	-60.43	-58.28	-73.06	-43.50
F7 T3	32.91	21.65	33.35	20.46
F7 C3	-54.22	-52.31	-111.61	-52.28
F7 T5	-7.44	-29.90	-123.35	-40.71
F7 P3	-46.71	-55.51	-154.92	-73.85
F7 O1	-37.36	-75.24	-161.90	-73.80
F3 T3	88.92	77.49	100.30	62.57
F3 C3	6.76	6.47	-48.42	-9.31
F3 T5	53.59	29.68	-64.91	2.93
F3 P3	14.76	3.02	-114.17	-32.99
F3 O1	24.46	-19.04	-126.14	-32.94
T3 C3	-83.41	-71.92	-132.62	-70.84
T3 T5	-40.11	-50.72	-142.08	-59.91
T3 P3	-76.68	-74.91	-166.74	-90.87
T3 O1	-68.17	-93.09	-172.03	-90.83
C3 T5	47.26	23.32	-17.90	12.23
C3 P3	8.02	-3.45	-76.29	-23.87
C3 O1	17.77	-25.43	-91.72	-23.82
T5 P3	-39.61	-26.72	-60.46	-35.83
T5 O1	-30.12	-48.04	-76.99	-35.78
P3 O1	9.78	-22.03	-18.70	0.05

Intrahemispheric: RIGHT

	DELTA	THETA	ALPHA	BETA
FP2 F4	-61.80	-50.67	-46.10	-47.45
FP2 F8	63.77	56.54	53.56	41.08
FP2 C4	-44.16	-44.55	-94.34	-50.94
FP2 T4	104.03	99.97	106.01	93.43
FP2 P4	-35.42	-49.06	-148.71	-85.81
FP2 T6	15.28	-10.01	-116.14	-46.76
FP2 O2	-50.47	-95.82	-155.55	-92.02
F4 F8	114.31	100.04	93.87	84.41
F4 C4	18.93	6.48	-54.12	-3.71
F4 T4	142.86	133.70	135.55	126.82
F4 P4	27.90	1.71	-123.83	-42.71
F4 T6	75.30	41.18	-80.86	0.73
F4 O2	12.28	-51.39	-133.35	-50.03
F8 C4	-100.83	-95.11	-131.31	-87.44
F8 T4	48.26	50.57	61.13	57.90
F8 P4	-93.89	-98.75	-168.68	-116.62
F8 T6	-49.71	-65.62	-146.86	-83.82
F8 O2	-105.74	-134.19	-173.06	-121.61
C4 T4	132.92	130.04	160.28	129.01
C4 P4	9.09	-4.77	-83.74	-39.16
C4 T6	58.45	34.93	-30.03	4.44
C4 O2	-6.68	-57.39	-96.68	-46.54
T4 P4	-127.69	-132.75	-182.71	-149.31
T4 T6	-92.42	-107.29	-169.87	-126.38
T4 O2	-136.57	-157.96	-185.21	-152.64
P4 T6	50.03	39.54	57.31	43.41
P4 O2	-15.75	-52.98	-16.22	-7.73
T6 O2	-64.51	-87.92	-71.87	-50.71

Interhemispheric: HOMOLOGOUS PAIRS

	DELTA	THETA	ALPHA	BETA
FP1 FP2	21.99	19.57	13.83	46.17
F3 F4	-2.57	5.75	7.14	3.95
C3 C4	9.65	5.76	1.04	9.54
P3 P4	10.72	4.44	-7.82	-6.14

	DELTA	THETA	ALPHA	BETA
F7 F8	62.82	54.25	32.11	48.78
T3 T4	76.87	80.74	59.97	83.44
T5 T6	21.61	17.58	-11.26	1.75
O1 O2	-14.82	-27.54	-5.32	-13.90

Z Scored FFT Amplitude Asymmetry

Intrahemispheric: LEFT

	DELTA	THETA	ALPHA	BETA
FP1 F7	-0.36	-0.27	0.27	0.50
FP1 F3	-1.04	-0.48	-0.92	1.13
FP1 T3	-0.15	0.10	1.07	1.25
FP1 C3	-1.28	-0.37	-1.39	0.66
FP1 T5	-0.58	-0.31	-1.31	0.56
FP1 P3	-0.44	-0.02	-1.56	0.32
FP1 O1	-0.40	-0.68	-1.09	0.38
F7 F3	-0.83	-0.08	-0.77	0.34
F7 T3	0.12	0.32	1.31	1.11
F7 C3	-0.99	-0.12	-1.50	0.27
F7 T5	-0.34	-0.18	-1.26	0.29
F7 P3	-0.18	0.15	-1.38	0.02
F7 O1	-0.16	-0.64	-1.07	0.14
F3 T3	0.82	0.33	1.29	0.81
F3 C3	-0.28	-0.06	-1.35	-0.03
F3 T5	0.45	-0.09	-1.07	-0.00
F3 P3	0.73	0.26	-1.50	-0.19
F3 O1	0.47	-0.52	-0.99	-0.06
T3 C3	-1.03	-0.40	-1.78	-0.74
T3 T5	-0.50	-0.48	-1.60	-0.76
T3 P3	-0.27	-0.11	-1.46	-0.75
T3 O1	-0.25	-0.76	-1.13	-0.69
C3 T5	0.75	-0.10	-0.25	0.02
C3 P3	1.29	0.41	-0.94	-0.30
C3 O1	0.71	-0.56	-0.49	-0.04
T5 P3	0.32	0.60	-0.69	-0.30
T5 O1	0.26	-0.76	-0.37	-0.04
P3 O1	0.00	-1.08	0.12	0.17

Intrahemispheric: RIGHT

	DELTA	THETA	ALPHA	BETA
FP2 F4	-2.18	-0.85	-0.69	-0.65
FP2 F8	0.39	0.32	0.40	0.22
FP2 C4	-1.69	-0.72	-1.47	-0.43
FP2 T4	0.41	0.68	1.41	1.11
FP2 P4	-1.11	-0.73	-1.65	-0.83
FP2 T6	-0.93	-0.81	-1.43	-0.62
FP2 O2	-1.21	-1.39	-1.02	-0.70
F4 F8	2.60	1.68	2.01	1.09
F4 C4	0.53	-0.04	-1.79	0.20
F4 T4	2.45	1.90	2.05	1.61
F4 P4	1.28	-0.14	-1.90	-0.50
F4 T6	1.22	-0.21	-1.33	-0.17
F4 O2	0.39	-1.28	-1.13	-0.41
F8 C4	-2.28	-1.42	-2.02	-0.78
F8 T4	-0.01	0.75	1.38	1.12
F8 P4	-1.68	-1.26	-1.90	-1.21
F8 T6	-1.54	-1.44	-1.78	-1.12
F8 O2	-1.85	-1.89	-1.30	-1.03
C4 T4	2.62	1.83	2.43	1.24
C4 P4	1.42	-0.18	-1.33	-1.22
C4 T6	1.04	-0.24	-0.57	-0.45
C4 O2	0.11	-1.46	-0.67	-0.60
T4 P4	-1.91	-1.60	-1.79	-1.34
T4 T6	-1.77	-1.86	-1.81	-1.46
T4 O2	-1.67	-1.89	-1.26	-1.20
P4 T6	0.32	-0.19	0.64	0.69
P4 O2	-0.63	-1.83	0.18	-0.00
T6 O2	-0.80	-1.55	-0.28	-0.50

Interhemispheric: HOMOLOGOUS PAIRS

	DELTA	THETA	ALPHA	BETA
FP1 FP2	0.95	0.91	0.70	1.35
F3 F4	-0.25	0.32	0.76	0.10
C3 C4	0.66	0.32	0.29	0.51
P3 P4	0.42	-0.45	-0.54	-0.80

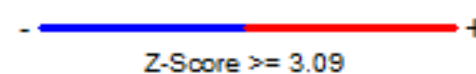
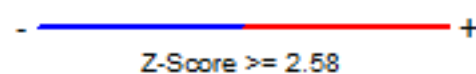
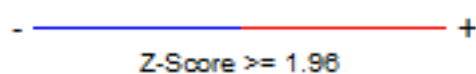
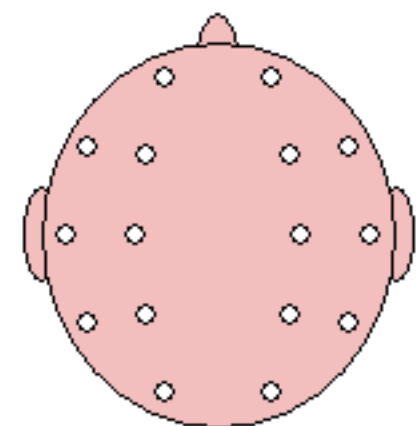
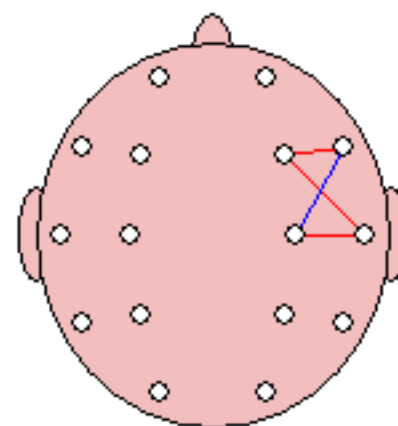
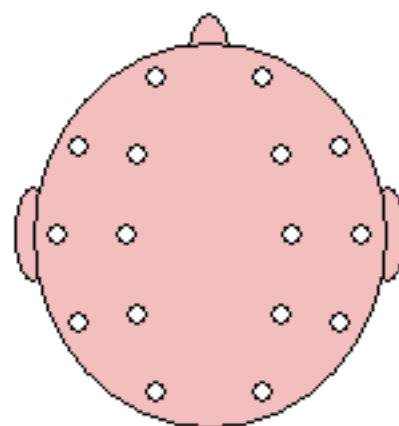
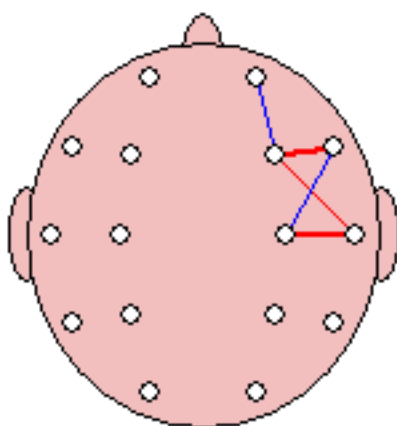
	DELTA	THETA	ALPHA	BETA
F7 F8	1.74	1.48	1.11	1.38
T3 T4	1.35	1.14	1.05	0.99
T5 T6	0.62	0.02	-0.31	-0.14
O1 O2	-0.53	-1.64	-0.32	-0.86

Delta (1.0 - 4.0 Hz)

Theta (4.0 - 8.0 Hz)

Alpha (8.0 - 12.0 Hz)

Beta (12.0 - 25.0 Hz)



FFT Coherence

Intrahemispheric: LEFT

	DELTA	THETA	ALPHA	BETA
FP1 F7	59.19	67.19	90.86	40.59
FP1 F3	66.89	76.25	88.89	46.68
FP1 T3	32.47	30.74	37.57	15.43
FP1 C3	48.07	54.79	43.02	26.95
FP1 T5	21.12	7.09	10.13	2.76
FP1 P3	29.94	25.12	10.58	9.43
FP1 O1	16.65	3.56	7.29	2.39
F7 F3	53.00	63.20	88.78	49.78
F7 T3	51.98	57.77	54.06	43.43
F7 C3	38.17	52.27	51.19	38.40
F7 T5	20.58	13.72	10.93	8.66
F7 P3	21.41	24.79	15.00	15.32
F7 O1	10.37	4.68	7.96	5.33
F3 T3	43.41	39.48	59.60	29.00
F3 C3	74.12	77.90	69.91	62.23
F3 T5	39.76	16.74	15.08	11.46
F3 P3	53.83	43.60	28.24	28.45
F3 O1	34.75	10.64	13.29	10.92
T3 C3	50.06	51.94	80.26	46.63
T3 T5	49.53	46.08	43.43	42.96
T3 P3	41.56	41.26	56.12	35.39
T3 O1	30.58	21.42	35.49	23.47
C3 T5	64.40	38.76	53.35	42.20
C3 P3	84.88	75.42	78.20	72.51
C3 O1	63.72	29.89	52.64	40.83
T5 P3	80.32	69.30	86.36	71.10
T5 O1	81.18	80.53	94.35	79.58
P3 O1	87.14	71.14	90.04	80.56

Intrahemispheric: RIGHT

	DELTA	THETA	ALPHA	BETA
FP2 F4	56.53	76.91	84.82	61.65
FP2 F8	67.84	74.93	88.30	67.59
FP2 C4	44.70	52.66	32.41	31.06
FP2 T4	24.59	25.05	16.00	7.88
FP2 P4	23.67	19.91	6.53	6.75
FP2 T6	11.12	1.91	17.27	1.23
FP2 O2	5.89	0.01	15.12	0.52
F4 F8	38.85	64.27	86.52	56.76
F4 C4	65.97	79.34	65.09	63.05
F4 T4	33.76	40.36	44.11	21.07
F4 P4	44.15	39.99	22.69	22.90
F4 T6	28.16	10.43	12.61	5.41
F4 O2	16.86	2.05	10.74	3.41
F8 C4	27.72	45.61	40.29	31.09
F8 T4	32.27	40.23	30.87	20.01
F8 P4	8.48	14.74	9.90	6.23
F8 T6	2.99	1.50	17.88	1.09
F8 O2	0.22	0.49	15.98	0.53
C4 T4	51.16	54.22	77.36	43.75
C4 P4	81.03	71.47	77.74	69.45
C4 T6	56.33	30.22	45.31	30.76
C4 O2	37.33	11.15	43.01	22.79
T4 P4	44.27	45.38	60.07	36.28
T4 T6	43.27	35.22	39.95	31.86
T4 O2	17.98	8.70	32.83	14.54
P4 T6	78.77	69.01	81.64	68.81
P4 O2	60.41	46.81	81.87	61.57
T6 O2	63.16	64.45	95.05	74.66

Interhemispheric: HOMOLOGOUS PAIRS

	DELTA	THETA	ALPHA	BETA
FP1 FP2	73.35	80.54	96.11	53.87
F3 F4	60.28	71.40	92.84	57.56
C3 C4	78.58	66.46	87.46	54.01
P3 P4	85.08	69.85	92.26	64.65

	DELTA	THETA	ALPHA	BETA
F7 F8	16.25	21.35	75.37	22.67
T3 T4	6.69	0.42	38.16	0.40
T5 T6	51.54	23.81	76.78	25.04
O1 O2	62.34	63.07	87.31	57.98

Z Scored FFT Coherence

Intrahemispheric: LEFT

	DELTA	THETA	ALPHA	BETA
FP1 F7	0.65	0.44	0.94	-1.15
FP1 F3	0.61	0.38	0.41	-0.77
FP1 T3	0.83	0.35	0.59	0.18
FP1 C3	0.93	0.92	-0.47	-0.18
FP1 T5	1.42	0.30	-0.03	-0.32
FP1 P3	1.35	0.88	-0.53	0.14
FP1 O1	1.51	0.10	-0.35	0.12
F7 F3	0.40	0.25	0.81	-0.30
F7 T3	0.43	0.31	0.04	0.45
F7 C3	0.54	0.65	-0.03	0.16
F7 T5	0.99	0.38	-0.02	0.07
F7 P3	0.93	0.71	-0.13	0.30
F7 O1	1.26	0.13	-0.16	0.55
F3 T3	0.11	-0.23	1.04	0.25
F3 C3	0.46	0.52	-0.43	0.28
F3 T5	1.00	0.18	0.18	0.33
F3 P3	0.94	0.49	-0.11	0.41
F3 O1	1.43	0.21	0.13	1.01
T3 C3	-0.24	-0.39	1.10	0.29
T3 T5	0.20	0.16	0.32	0.45
T3 P3	0.15	0.02	0.71	0.29
T3 O1	0.78	0.23	1.11	0.87
C3 T5	0.60	0.01	0.99	0.51
C3 P3	0.91	0.21	0.59	0.65
C3 O1	1.57	0.09	1.30	1.36
T5 P3	0.67	0.33	1.07	0.56
T5 O1	1.18	1.40	2.07	1.79
P3 O1	1.40	0.49	1.24	1.52

Intrahemispheric: RIGHT

	DELTA	THETA	ALPHA	BETA
FP2 F4	0.20	0.53	0.07	0.03
FP2 F8	1.06	0.81	0.74	0.64
FP2 C4	1.02	0.78	-0.97	0.24
FP2 T4	0.16	-0.14	-0.81	-0.58
FP2 P4	1.15	0.40	-0.98	-0.12
FP2 T6	0.61	-0.67	0.58	-0.52
FP2 O2	0.46	-1.51	0.39	-0.65
F4 F8	-0.16	0.33	0.72	0.15
F4 C4	-0.12	0.53	-0.55	0.26
F4 T4	-0.90	-0.29	0.06	-0.22
F4 P4	0.43	0.18	-0.44	0.03
F4 T6	0.27	-0.19	0.11	-0.23
F4 O2	0.19	-0.91	-0.02	-0.13
F8 C4	0.20	0.31	-0.53	-0.06
F8 T4	-0.24	-0.43	-0.96	-0.54
F8 P4	0.03	0.00	-0.68	-0.51
F8 T6	-0.50	-0.85	0.60	-0.88
F8 O2	-0.94	-0.81	0.51	-0.74
C4 T4	-0.66	-0.40	0.75	0.33
C4 P4	0.65	-0.22	0.60	0.49
C4 T6	0.12	-0.38	1.07	0.12
C4 O2	-0.20	-1.43	1.10	0.29
T4 P4	0.26	0.27	0.97	0.63
T4 T6	-0.12	-0.31	0.45	0.08
T4 O2	-0.28	-0.77	1.30	0.70
P4 T6	0.49	0.44	1.28	0.71
P4 O2	-0.49	-1.24	0.93	0.01
T6 O2	-0.28	0.15	1.78	1.14

Interhemispheric: HOMOLOGOUS PAIRS

	DELTA	THETA	ALPHA	BETA
FP1 FP2	0.38	0.53	0.80	-0.43
F3 F4	0.12	0.30	1.04	0.25
C3 C4	0.93	0.48	1.39	1.00
P3 P4	1.01	0.20	1.72	0.97


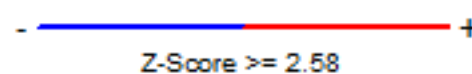
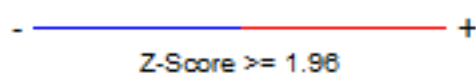
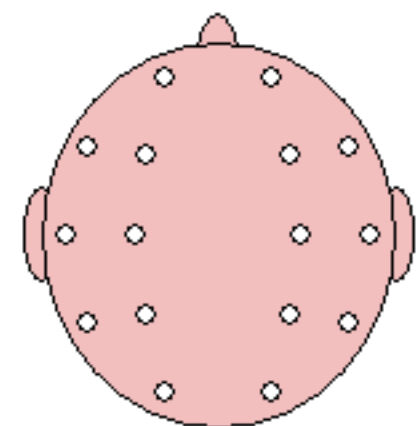
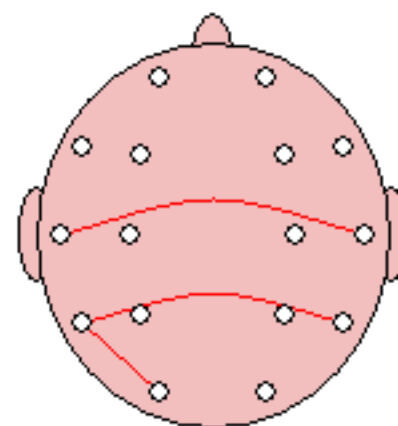
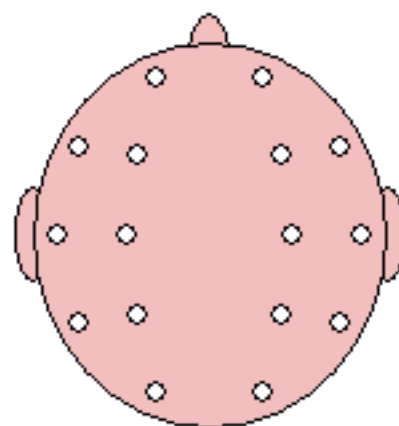
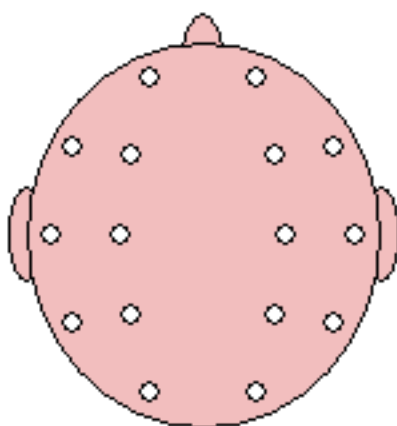
	DELTA	THETA	ALPHA	BETA
F7 F8	0.80	0.62	1.28	1.13
T3 T4	-0.28	-1.24	2.13	-1.09
T5 T6	1.00	0.49	2.56	1.64
O1 O2	-0.48	-0.01	1.46	0.32

Delta (1.0 - 4.0 Hz)

Theta (4.0 - 8.0 Hz)

Alpha (8.0 - 12.0 Hz)

Beta (12.0 - 25.0 Hz)



FFT Phase Lag (Deg)

Intrahemispheric: LEFT

	DELTA	THETA	ALPHA	BETA
FP1 F7	0.98	2.44	-2.98	4.86
FP1 F3	0.13	2.19	-4.86	4.30
FP1 T3	-2.60	1.25	-19.20	4.44
FP1 C3	2.45	4.29	-15.96	5.34
FP1 T5	-1.64	5.19	-106.71	-15.20
FP1 P3	1.89	3.96	-44.19	4.74
FP1 O1	0.52	3.94	-94.60	-3.02
F7 F3	-0.26	0.51	-2.26	-0.19
F7 T3	-0.73	1.94	-15.20	4.70
F7 C3	1.98	3.38	-12.85	3.98
F7 T5	0.12	7.23	-87.34	-4.10
F7 P3	1.67	4.21	-35.60	4.32
F7 O1	0.90	8.62	-77.26	0.90
F3 T3	-4.77	-1.94	-12.55	0.32
F3 C3	1.08	2.54	-8.46	2.30
F3 T5	-1.69	2.69	-64.01	-9.72
F3 P3	1.11	3.07	-23.47	2.81
F3 O1	0.27	4.16	-50.31	-0.08
T3 C3	4.89	4.61	5.06	4.60
T3 T5	4.10	4.65	-21.68	1.76
T3 P3	6.07	6.43	-3.31	7.28
T3 O1	7.45	8.94	-13.83	6.86
C3 T5	-2.95	-1.40	-29.65	-7.42
C3 P3	0.93	0.65	-9.56	0.99
C3 O1	1.27	1.32	-20.52	-0.58
T5 P3	2.87	4.13	14.65	6.39
T5 O1	3.02	6.44	6.29	5.17
P3 O1	0.32	0.36	-7.29	-0.40

Intrahemispheric: RIGHT

	DELTA	THETA	ALPHA	BETA
FP2 F4	-1.09	2.22	-5.96	3.02
FP2 F8	1.38	1.97	-2.64	5.99
FP2 C4	0.58	3.50	-20.81	2.37
FP2 T4	-5.14	1.28	-26.93	-0.62
FP2 P4	1.60	4.50	-68.76	-6.05
FP2 T6	-7.26	12.89	-141.13	-90.87
FP2 O2	-2.70	88.87	-135.74	-88.41
F4 F8	2.46	-0.90	4.28	3.06
F4 C4	2.71	2.16	-9.84	0.51
F4 T4	-5.41	-1.80	-15.74	-0.54
F4 P4	3.02	3.77	-30.19	-4.55
F4 T6	-1.79	7.57	-92.99	-33.35
F4 O2	2.39	17.58	-86.17	-25.21
F8 C4	0.54	2.39	-20.63	-3.17
F8 T4	-1.02	1.10	-25.40	-0.23
F8 P4	1.67	3.72	-63.72	-12.34
F8 T6	-7.53	19.58	-131.23	-82.04
F8 O2	-23.58	161.98	-128.27	-101.92
C4 T4	-9.03	-2.43	-7.13	-3.67
C4 P4	0.84	1.53	-12.28	-1.64
C4 T6	-3.97	3.11	-39.73	-12.52
C4 O2	0.27	8.13	-32.48	-7.44
T4 P4	11.16	4.66	-3.26	5.55
T4 T6	6.66	7.72	-25.14	1.11
T4 O2	11.24	18.52	-20.02	5.31
P4 T6	-3.80	-1.21	-19.15	-6.50
P4 O2	0.35	4.10	-12.63	-2.29
T6 O2	3.47	8.36	5.71	3.08

Interhemispheric: HOMOLOGOUS PAIRS

	DELTA	THETA	ALPHA	BETA
FP1 FP2	-0.91	-0.60	-0.00	0.41
F3 F4	-2.37	-0.65	-1.18	1.13
C3 C4	-1.35	0.08	-3.34	1.89
P3 P4	-1.60	-0.71	-5.84	-0.07

	DELTA	THETA	ALPHA	BETA
F7 F8	-0.70	-3.58	-0.43	2.18
T3 T4	-13.47	-2.09	-11.96	-17.64
T5 T6	-3.88	-3.34	-11.50	-3.17
O1 O2	-1.06	-3.39	-10.58	-2.26

Z Scored FFT Phase Lag

Intrahemispheric: LEFT

	DELTA	THETA	ALPHA	BETA
FP1 F7	-0.72	-0.13	0.15	0.71
FP1 F3	-0.87	-0.69	0.97	0.32
FP1 T3	-0.68	-0.87	1.06	-0.51
FP1 C3	-0.82	-0.22	1.09	-0.11
FP1 T5	-0.91	-0.73	0.29	-0.67
FP1 P3	-0.69	-0.70	0.18	-0.43
FP1 O1	-0.86	-0.88	-0.05	-0.98
F7 F3	-0.86	-1.15	-0.35	-0.95
F7 T3	-1.18	-0.40	1.64	0.03
F7 C3	-0.69	-0.19	1.07	-0.25
F7 T5	-0.65	-0.48	0.36	-0.59
F7 P3	-0.55	-0.39	0.17	-0.51
F7 O1	-0.93	-0.71	-0.27	-0.83
F3 T3	-0.31	-0.82	0.79	-0.95
F3 C3	-0.82	0.31	0.65	-0.46
F3 T5	-0.81	-0.47	0.01	-0.49
F3 P3	-1.04	-0.45	0.17	-0.64
F3 O1	-1.13	-0.51	-0.40	-0.73
T3 C3	-0.17	0.20	0.78	-0.16
T3 T5	-0.18	-0.02	0.43	-0.74
T3 P3	-0.23	0.61	-0.57	1.15
T3 O1	-0.27	-0.08	-0.42	-0.19
C3 T5	-0.31	-0.74	0.24	-0.31
C3 P3	-0.59	-0.87	0.27	-0.94
C3 O1	-0.82	-0.75	-0.26	-1.15
T5 P3	0.12	0.26	0.38	0.96
T5 O1	0.00	2.25	0.26	0.72
P3 O1	-0.96	-0.82	-0.25	-1.19

Intrahemispheric: RIGHT

	DELTA	THETA	ALPHA	BETA
FP2 F4	-0.50	-0.95	1.12	-0.79
FP2 F8	-0.87	-0.39	-0.09	0.93
FP2 C4	-1.01	-0.51	1.33	-0.61
FP2 T4	-0.47	-0.87	0.88	-0.60
FP2 P4	-0.75	-0.37	0.76	-0.53
FP2 T6	-0.75	-0.66	0.75	0.36
FP2 O2	-0.94	0.49	0.59	0.13
F4 F8	-0.46	-0.97	0.46	-0.38
F4 C4	0.51	-0.13	0.57	-1.21
F4 T4	-0.23	-1.02	0.39	-0.53
F4 P4	-0.34	-0.19	0.10	-0.76
F4 T6	-0.96	-0.35	0.38	0.06
F4 O2	-1.00	-0.03	0.19	-0.18
F8 C4	-1.08	-0.65	1.30	-0.40
F8 T4	-0.78	-0.74	1.56	-0.49
F8 P4	-0.58	-0.40	0.68	-0.12
F8 T6	-0.53	-0.31	0.90	0.76
F8 O2	-0.75	1.42	0.55	0.56
C4 T4	1.00	-0.84	0.34	-0.29
C4 P4	-0.72	-0.40	0.54	-0.71
C4 T6	0.13	-0.42	0.39	0.18
C4 O2	-1.13	0.24	0.04	-0.21
T4 P4	1.20	0.07	-0.78	0.22
T4 T6	0.05	0.46	0.30	-1.08
T4 O2	0.20	1.32	-0.40	-0.44
P4 T6	0.52	-0.59	0.64	0.91
P4 O2	-0.84	0.58	-0.05	-0.46
T6 O2	0.31	2.34	-0.05	-0.34

Interhemispheric: HOMOLOGOUS PAIRS

	DELTA	THETA	ALPHA	BETA
FP1 FP2	-0.69	-0.74	-1.32	-0.81
F3 F4	-0.28	-0.93	-0.49	-0.55
C3 C4	-0.36	-1.04	0.15	-0.52
P3 P4	-0.10	-0.78	0.59	-1.06

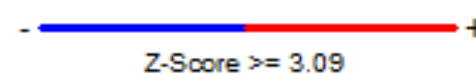
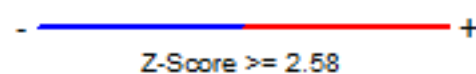
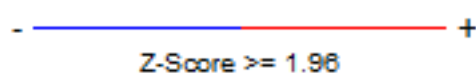
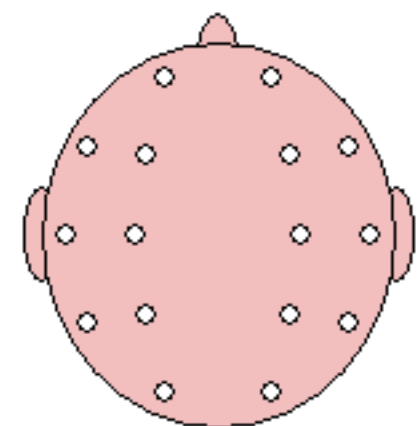
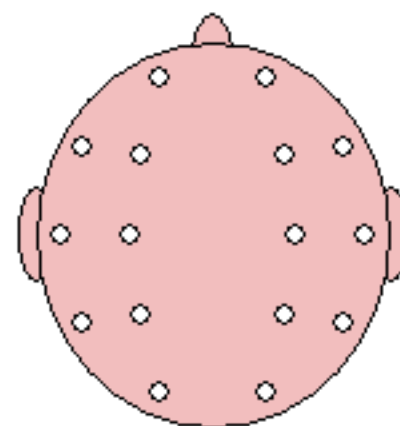
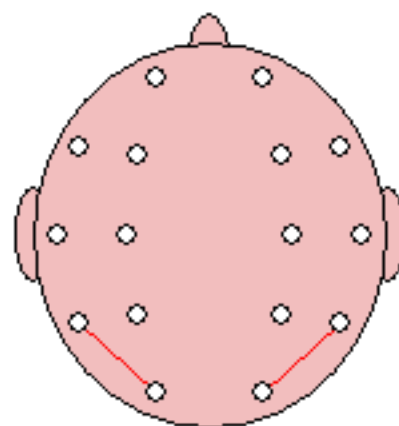
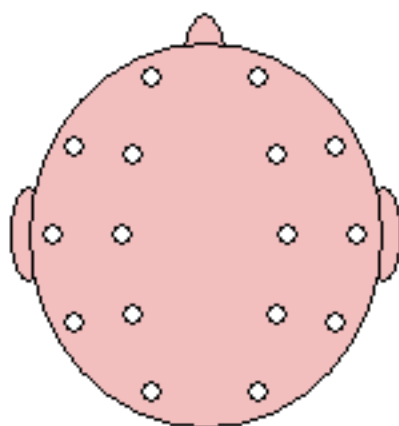
	DELTA	THETA	ALPHA	BETA
F7 F8	-0.76	-0.47	-0.43	-0.42
T3 T4	-0.23	-0.83	-0.70	-1.00
T5 T6	-0.05	-0.64	-0.48	-0.49
O1 O2	-0.65	0.34	1.11	-0.34

Delta (1.0 - 4.0 Hz)

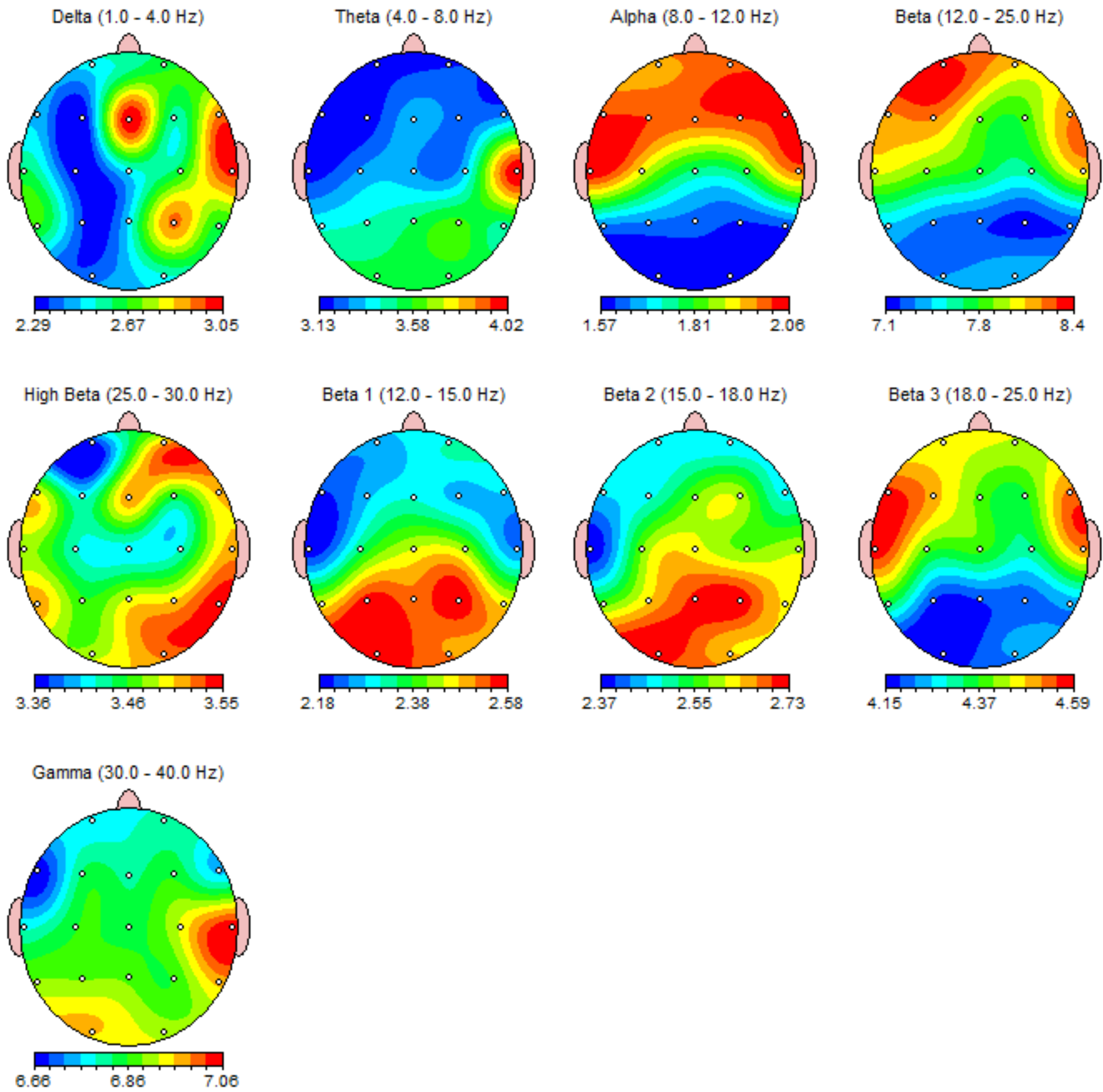
Theta (4.0 - 8.0 Hz)

Alpha (8.0 - 12.0 Hz)

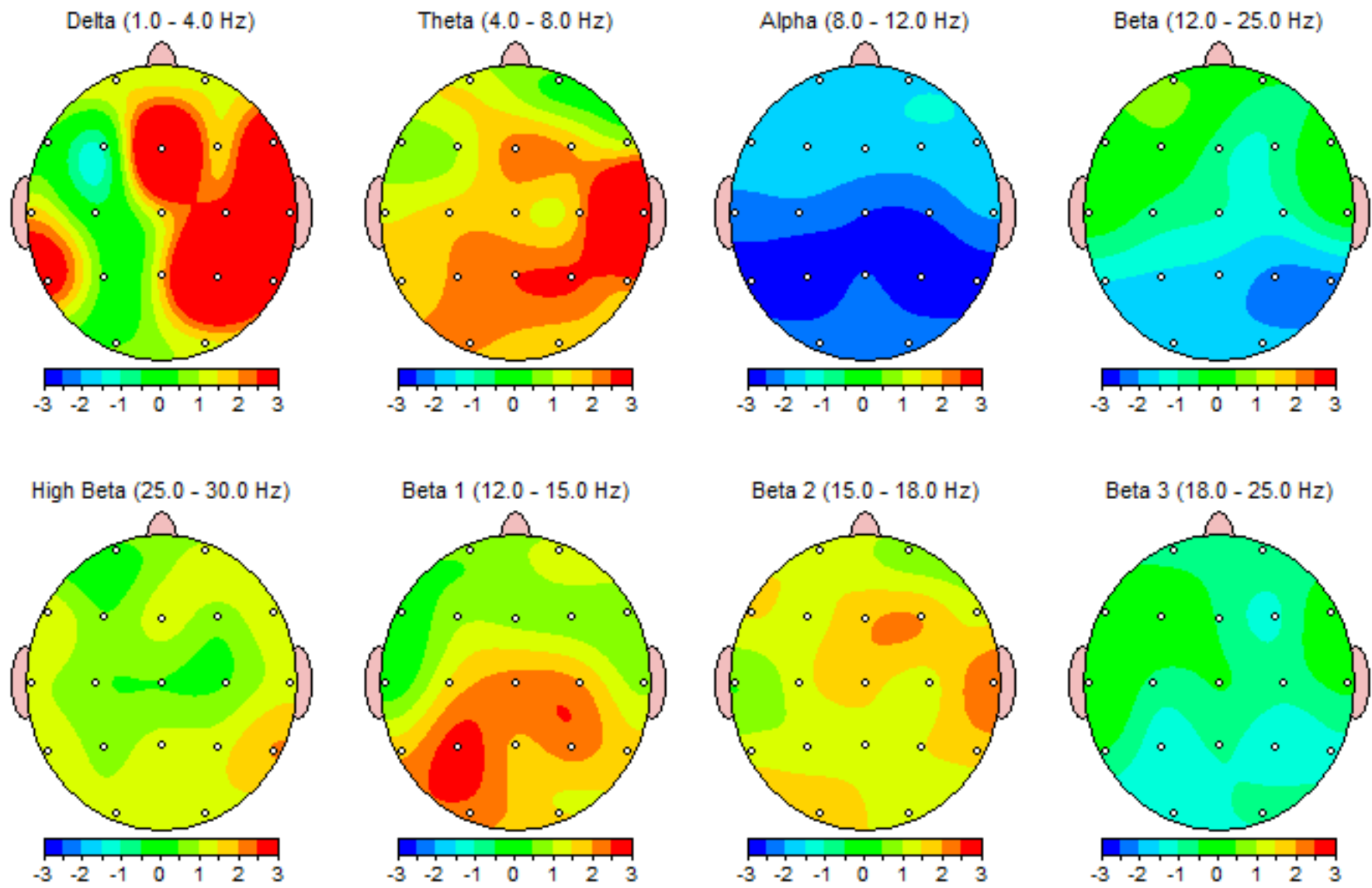
Beta (12.0 - 25.0 Hz)



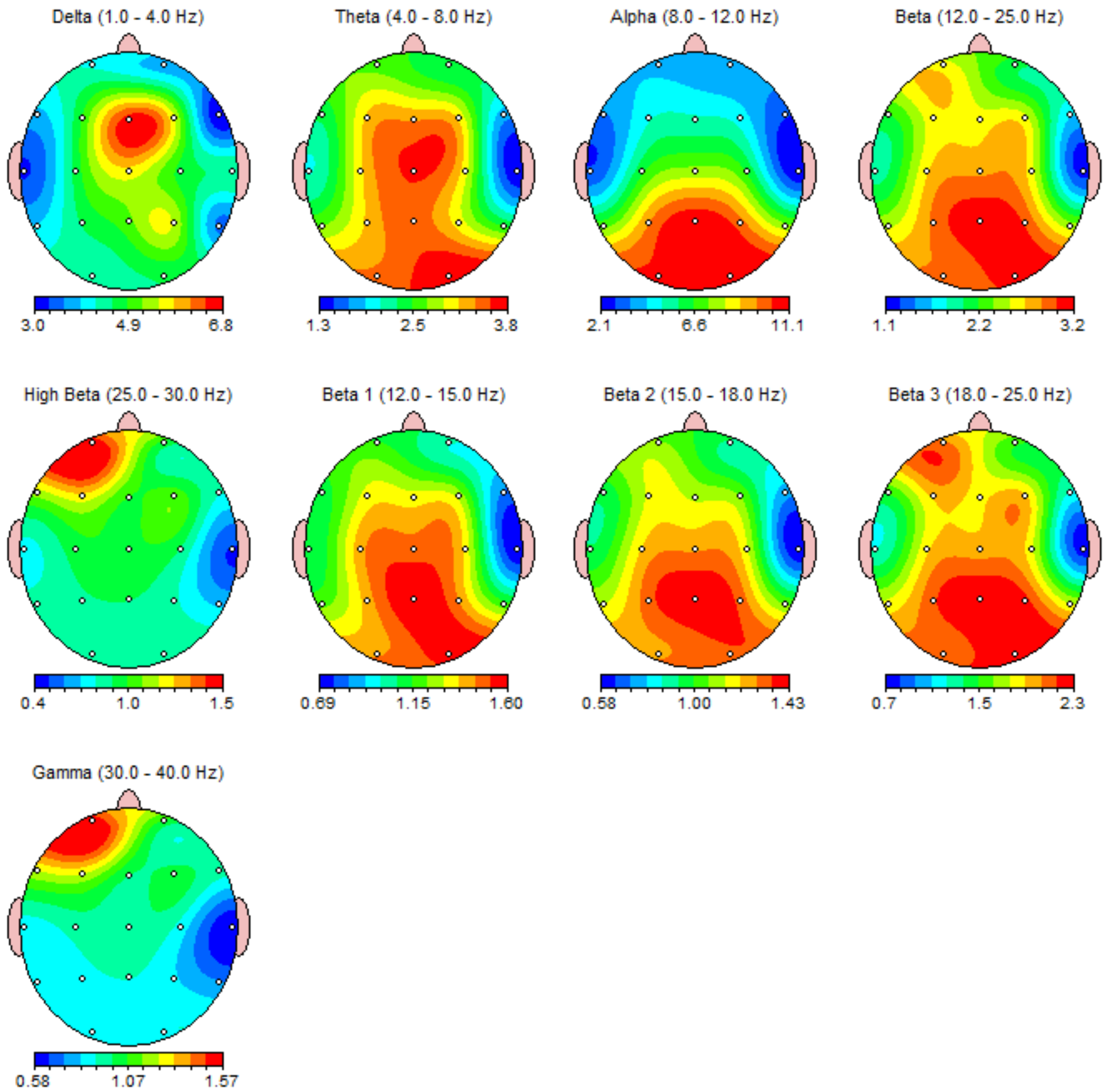
Bursts per Second



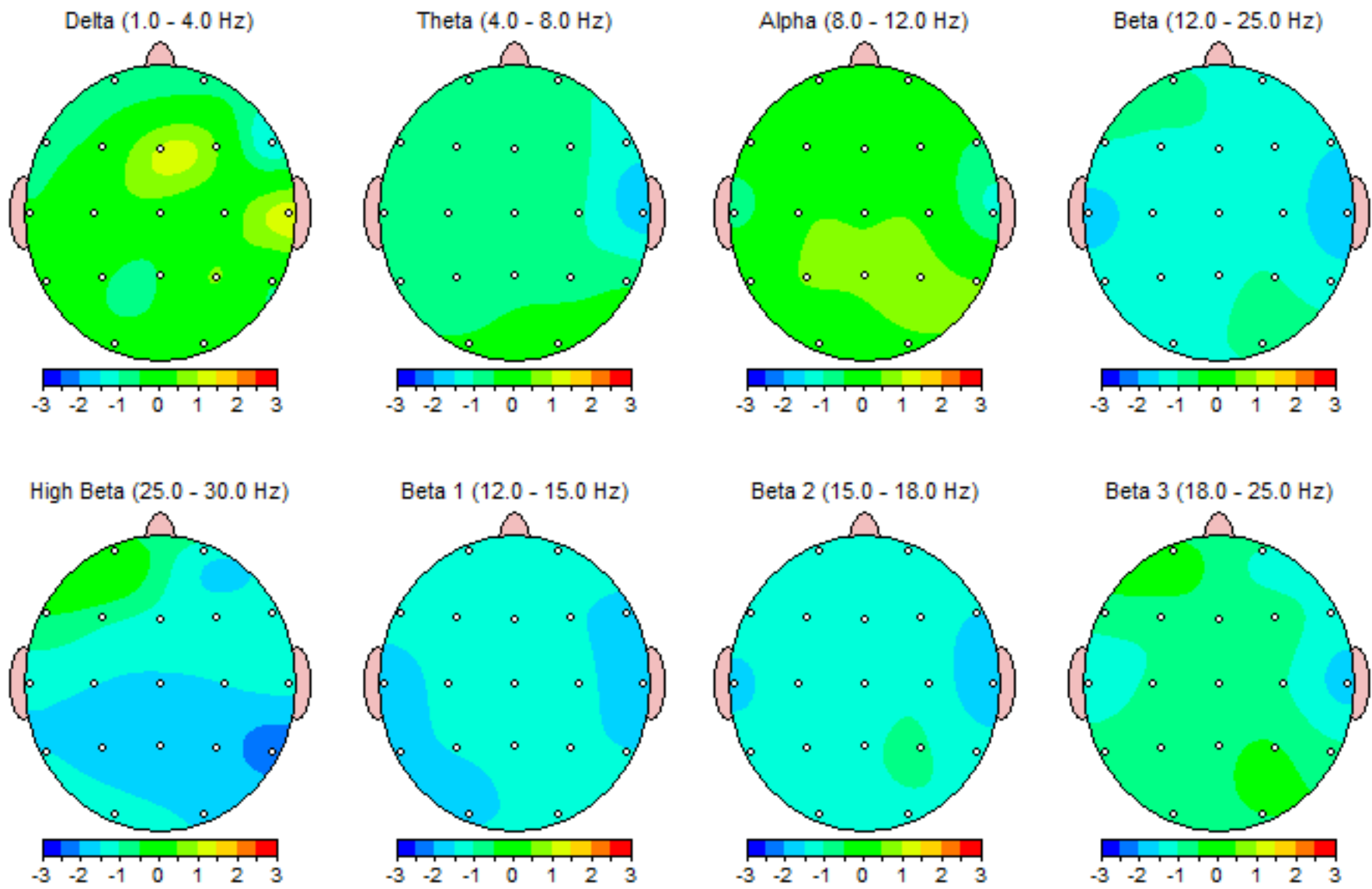
Z Scored Bursts per Second



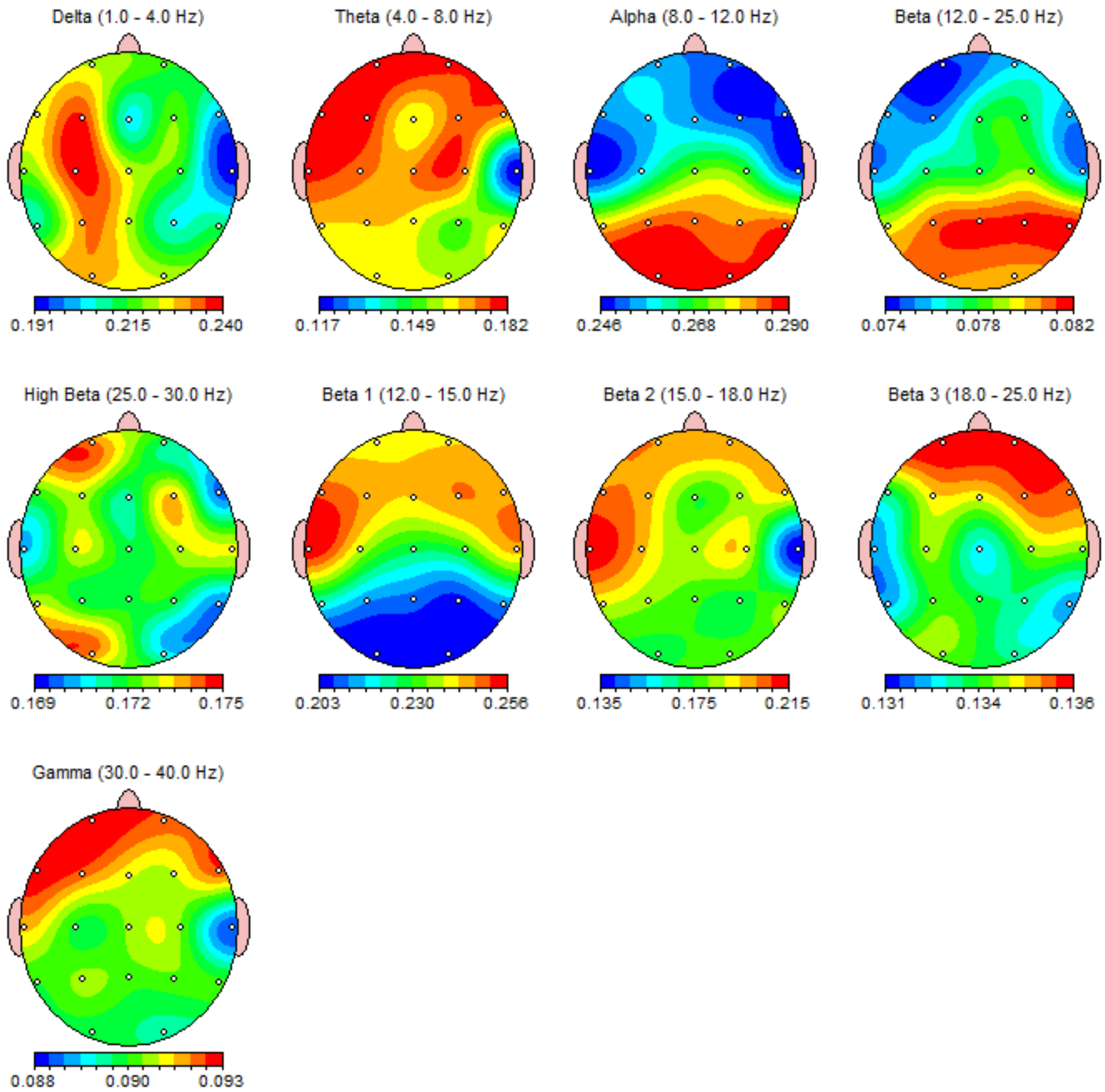
Average Burst Amplitude (uV)



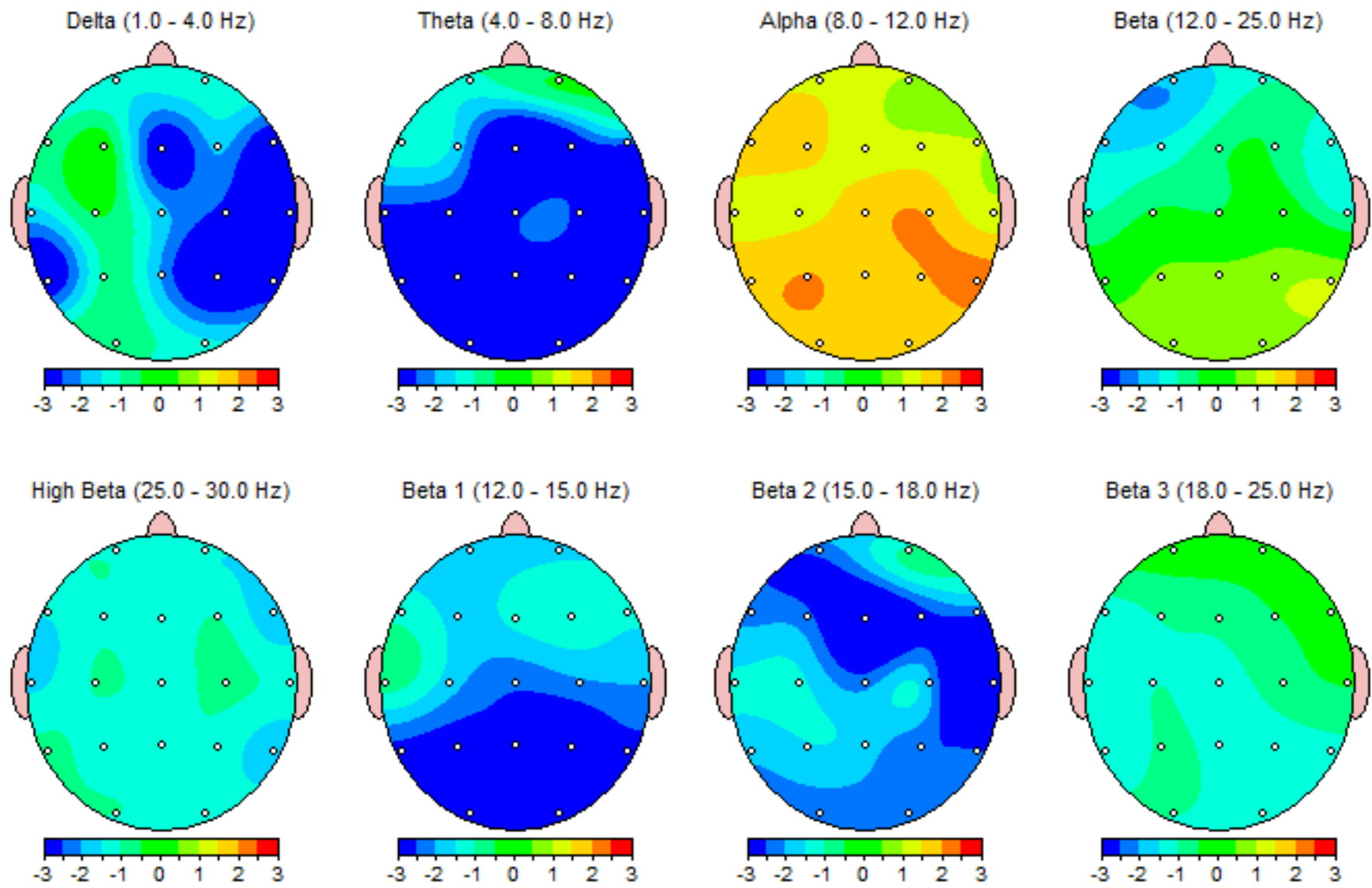
Z Scored Average Burst Amplitude



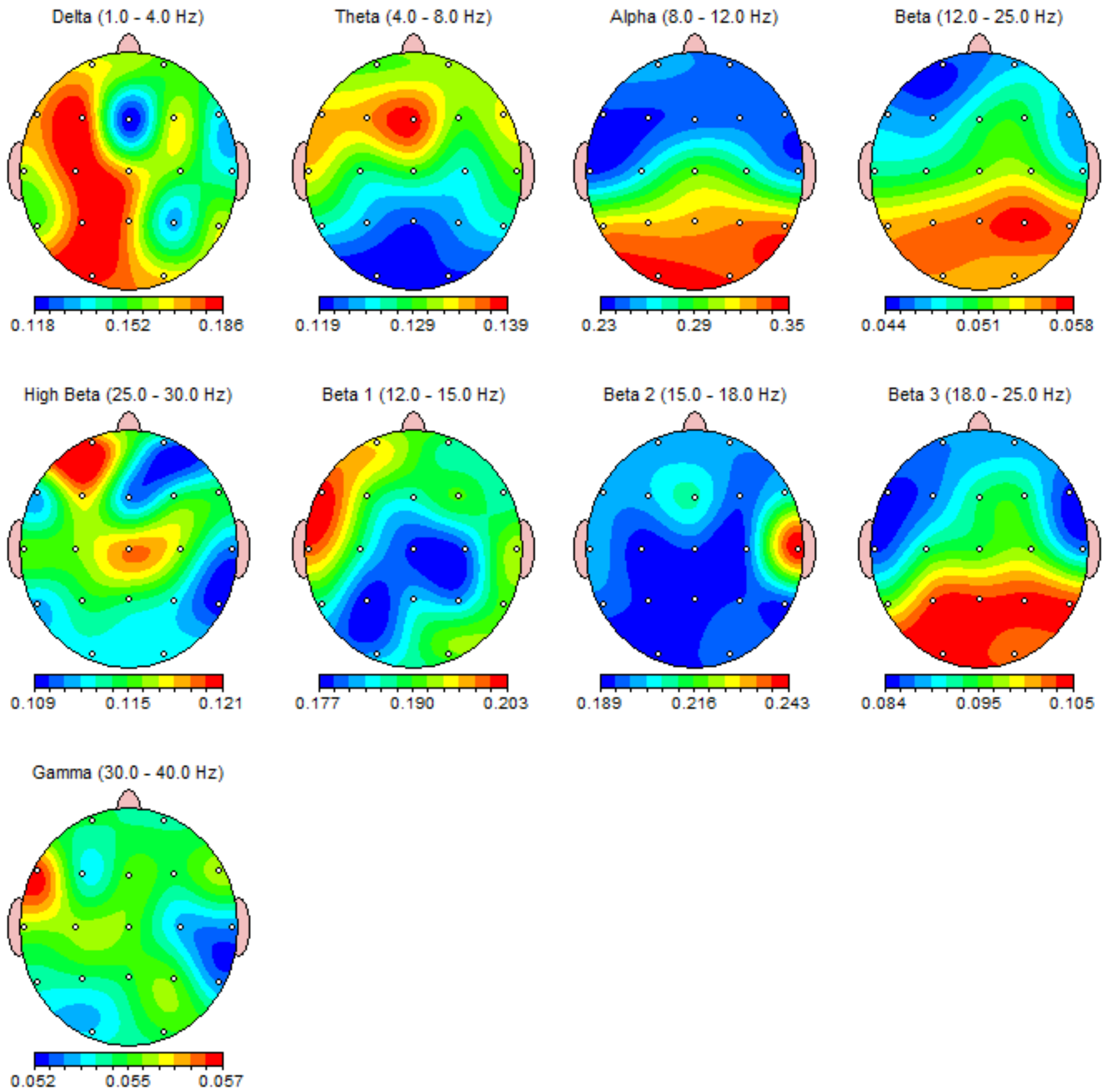
Average Burst Duration (s)



Z Scored Average Burst Duration



Average Inter-Burst Interval (s)



Z Scored Average Inter-Burst Interval

