

### Subject Information

Name: [REDACTED]

Subject ID: EP427Dev3

Date of Birth:

Age: 45.00

Gender: m

Handedness: r

EEG ID: EP427Dev3

Date of Test: 04/27/2011

Time of Test: 16:41:35

Technician:

Eyes Condition: Eyes Closed

Doctor:

Medication:

Comments: Device 3 test

### Technical Information

Record Length: 06:23

Edit Length: 05:12

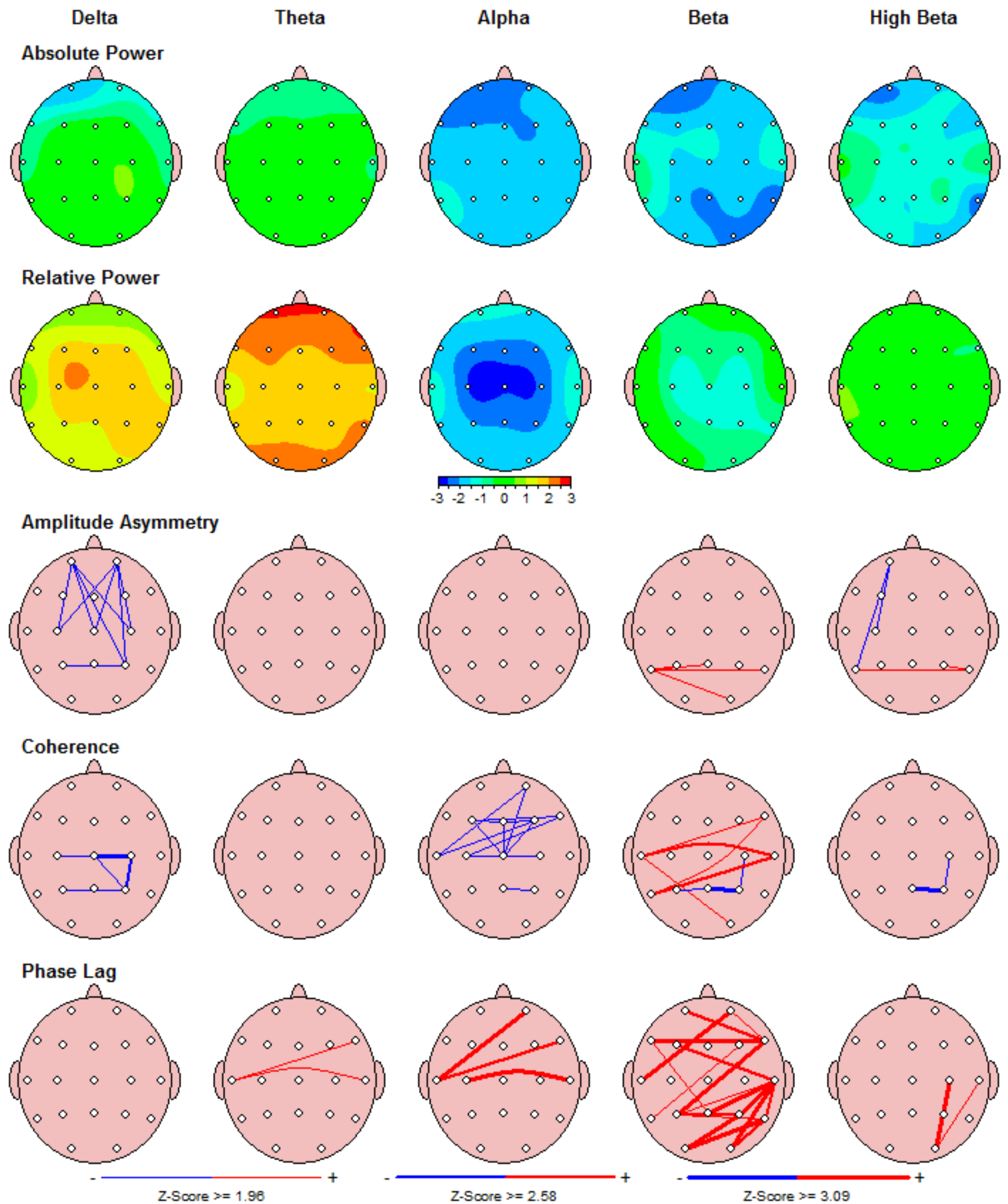
Reliability:

	Split Half	Test Retest
Average	0.99	0.85
FP1	0.98	0.81
FP2	0.98	0.83
F7	0.99	0.88
F3	1.00	0.80
Fz	0.97	0.79
F4	0.97	0.81
F8	0.99	0.86
T3	1.00	0.97
C3	0.98	0.82
Cz	0.97	0.80
C4	0.99	0.85
T4	1.00	0.95
T5	0.98	0.89
P3	0.99	0.85
Pz	1.00	0.83
P4	1.00	0.87
T6	0.99	0.88
O1	0.99	0.85
O2	1.00	0.86

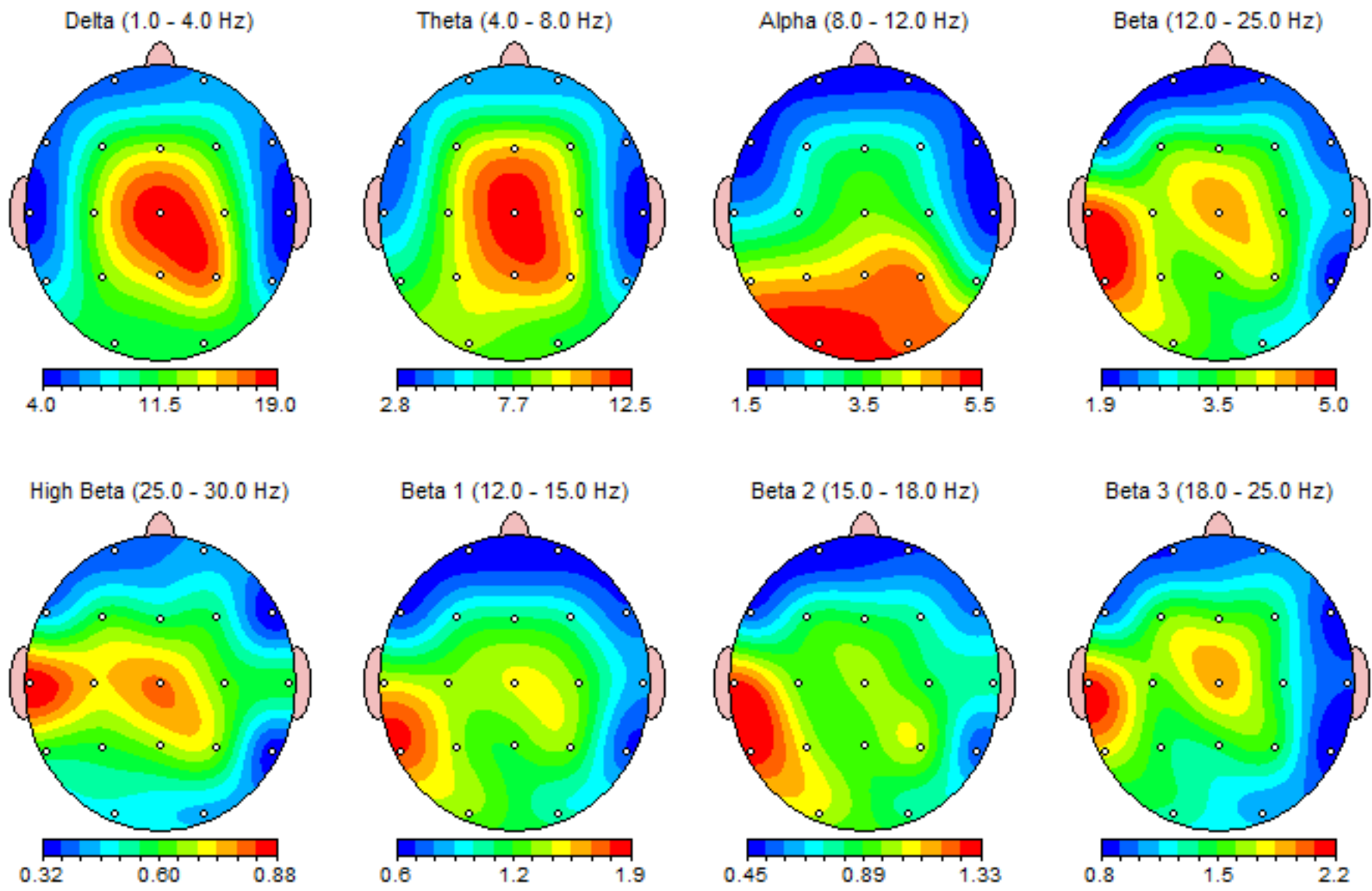
Sampling Rate: 250

Collection Hardware: Mitsar

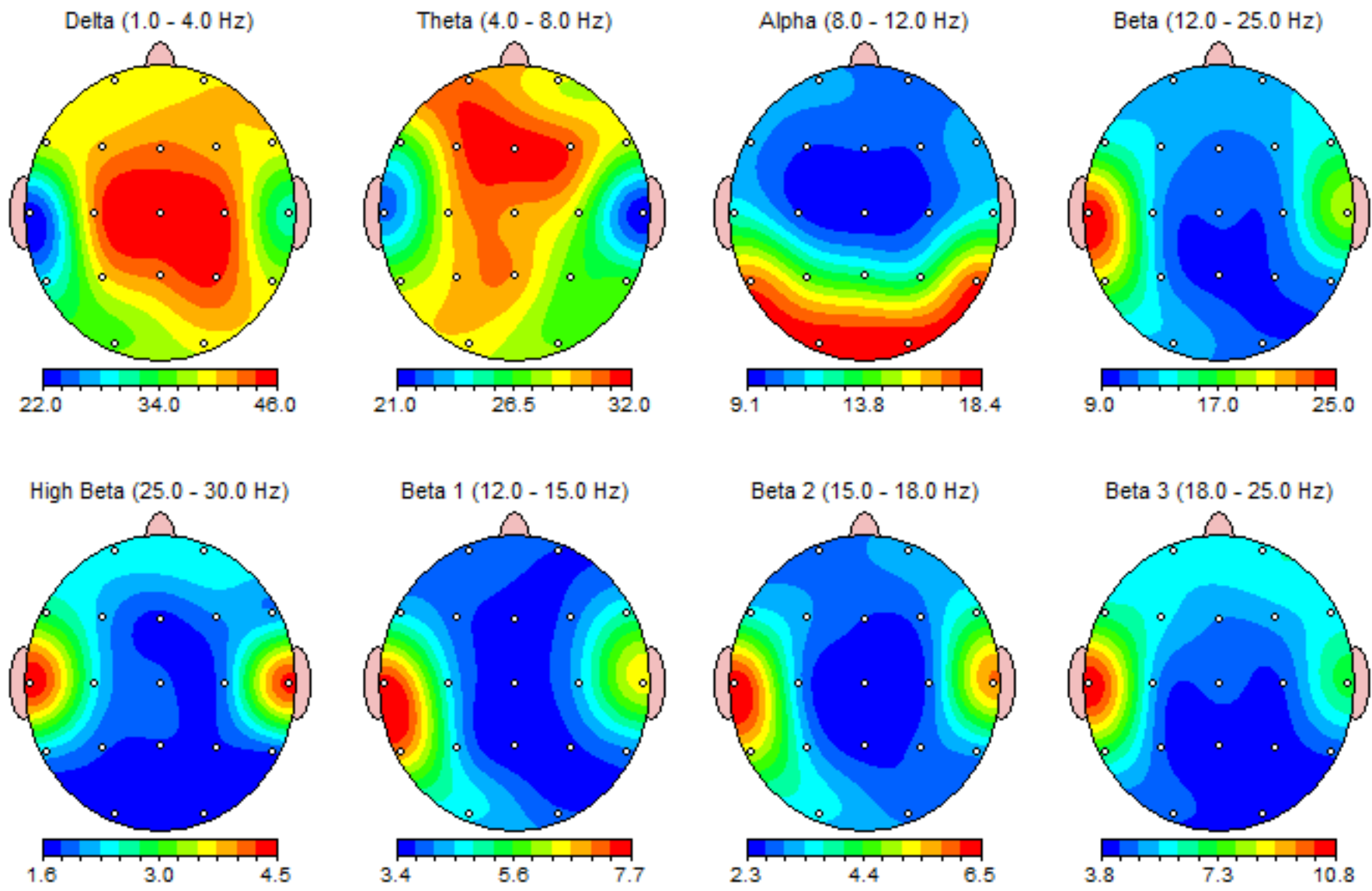
### Z Scored FFT Summary Information



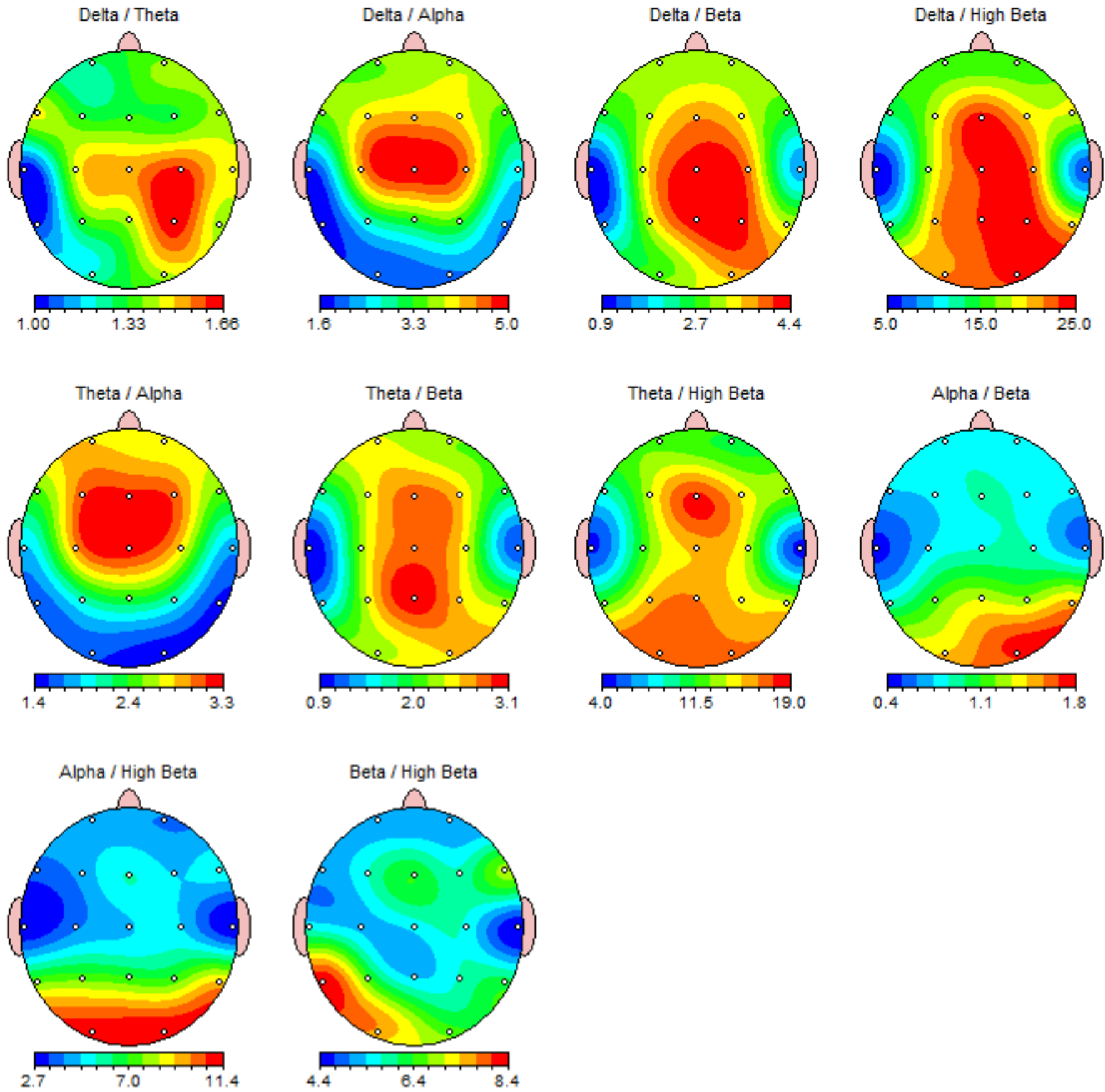
### FFT Absolute Power (uV Sq)



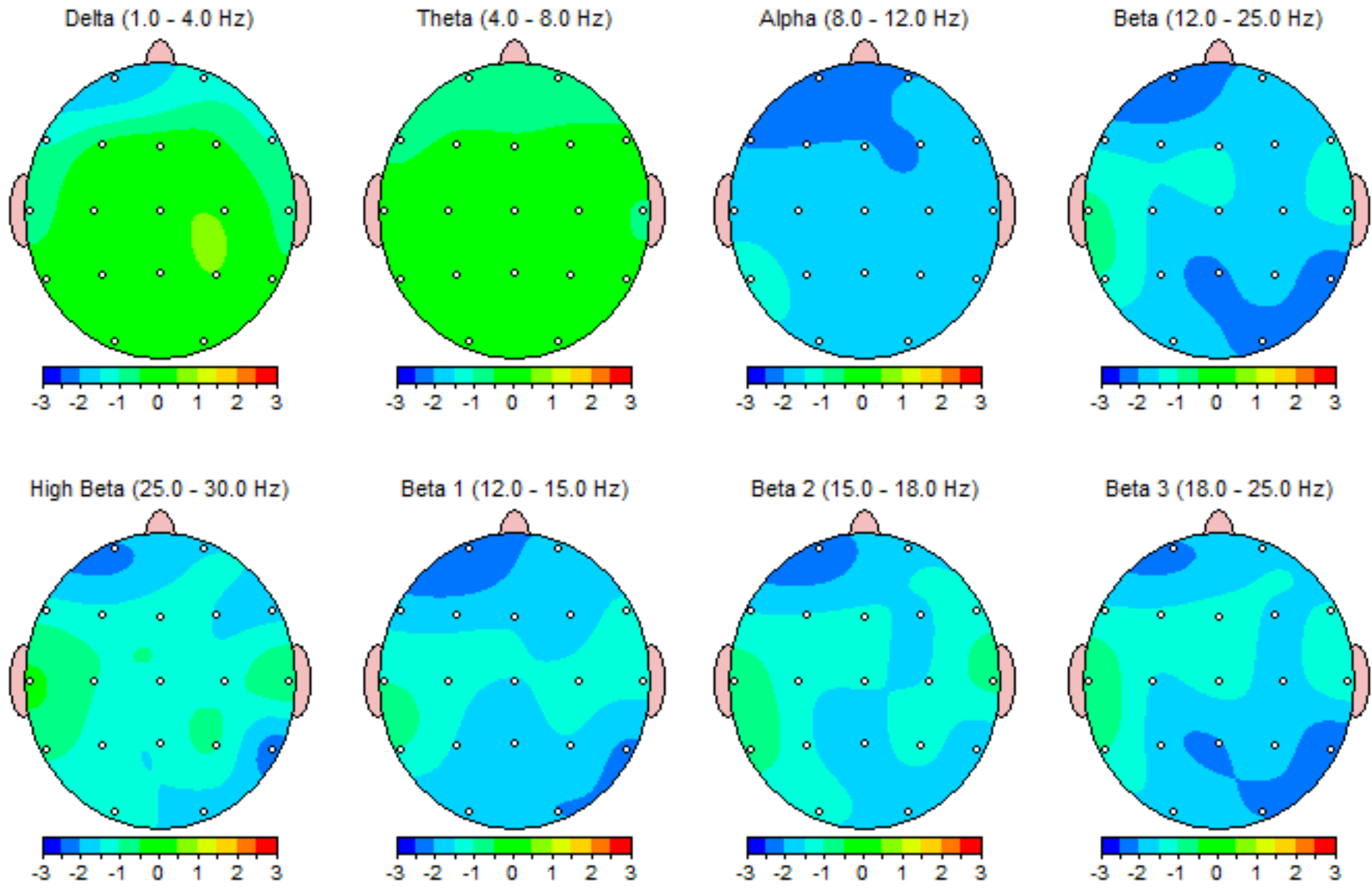
### FFT Relative Power (%)



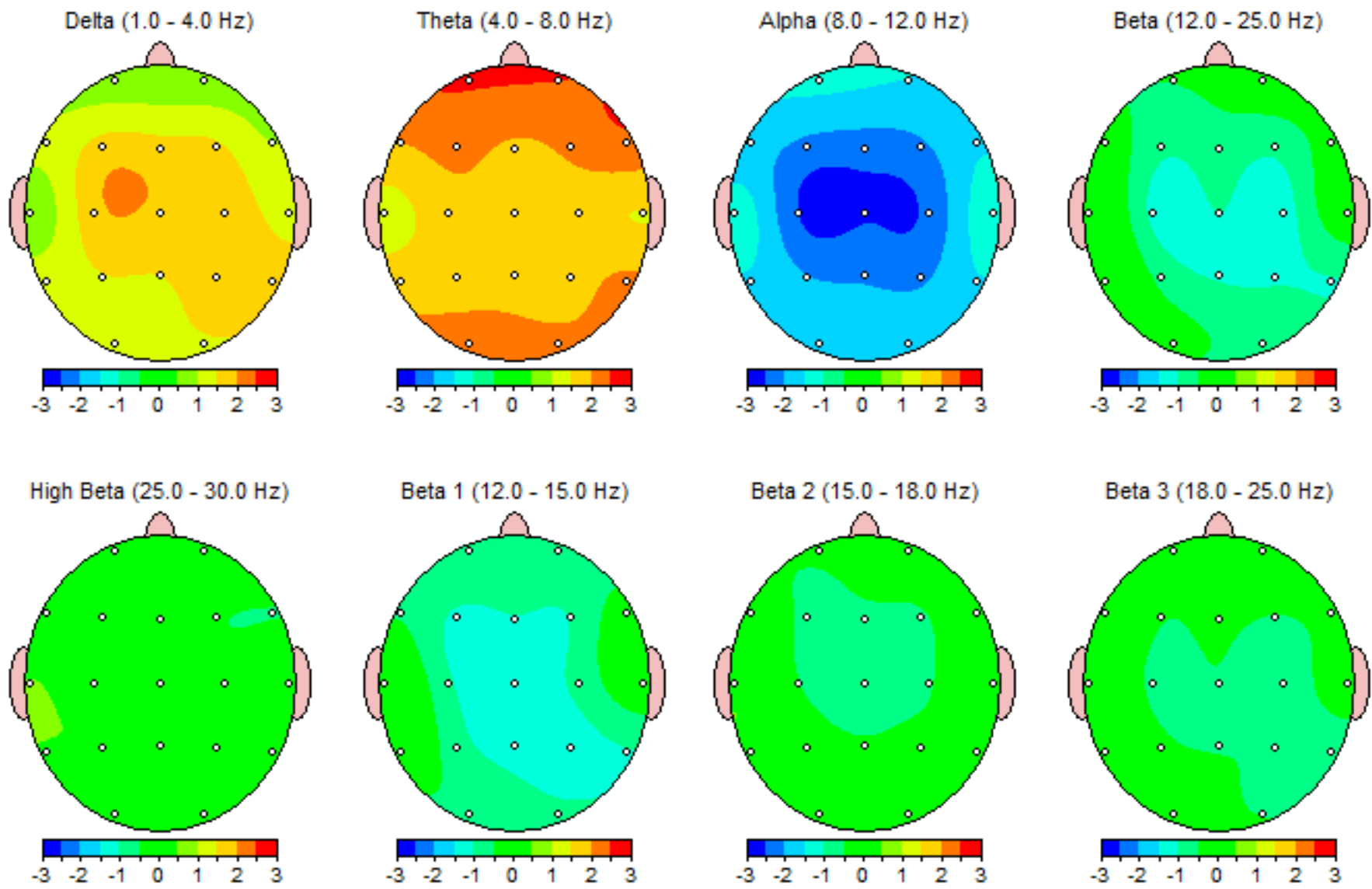
### FFT Power Ratio



### Z Scored FFT Absolute Power

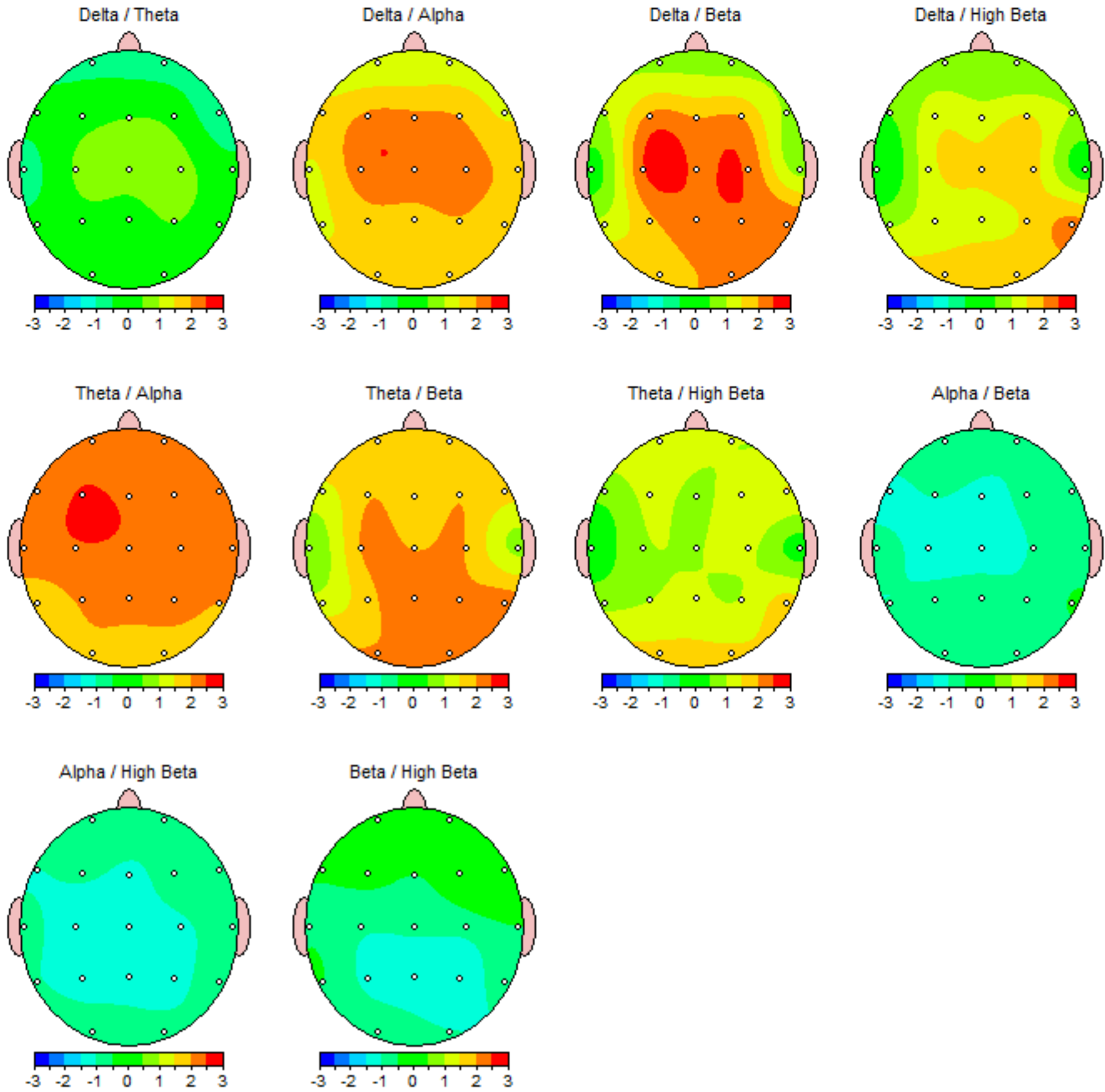


### Z Scored FFT Relative Power

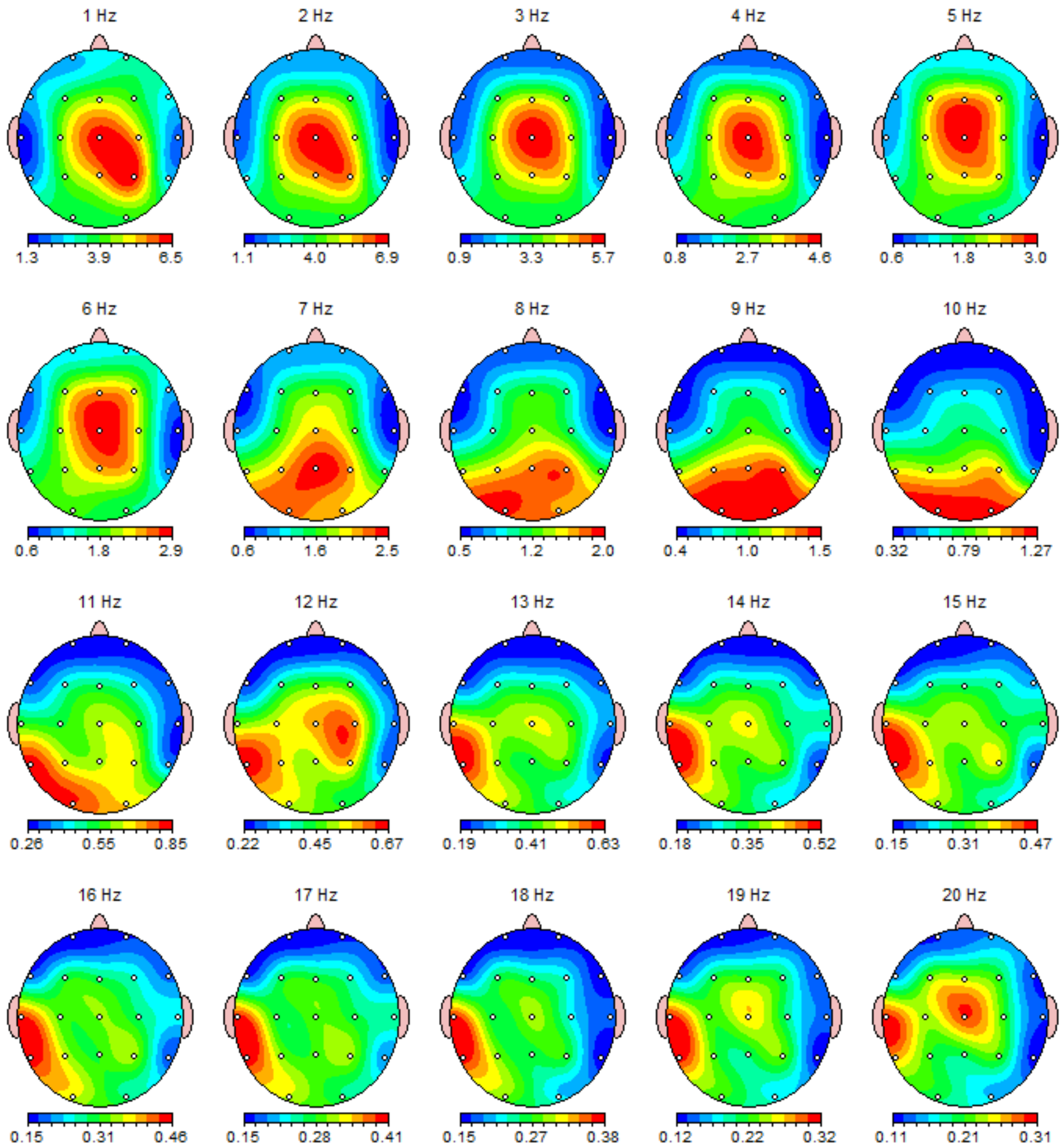




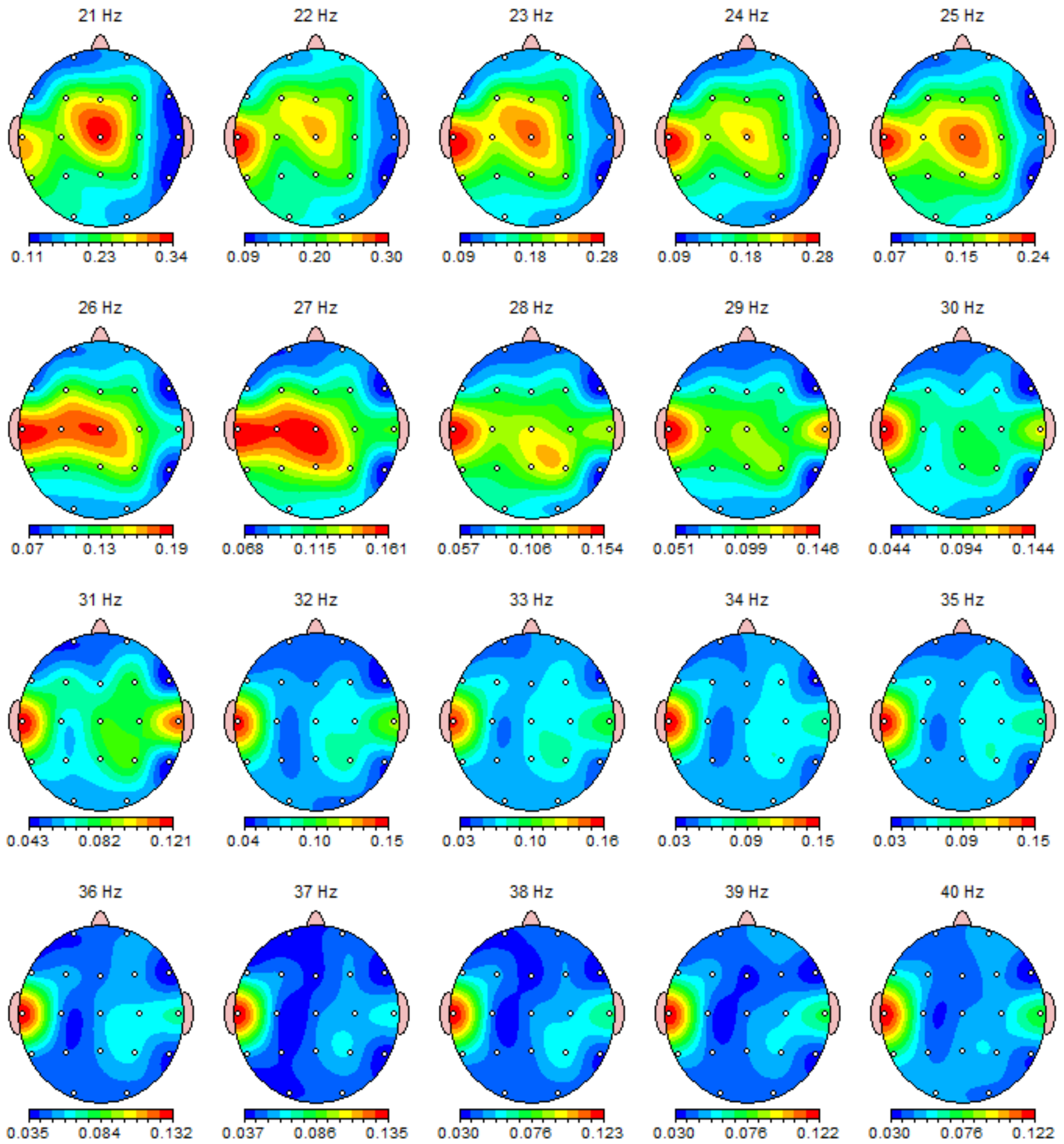
### Z Scored FFT Power Ratio



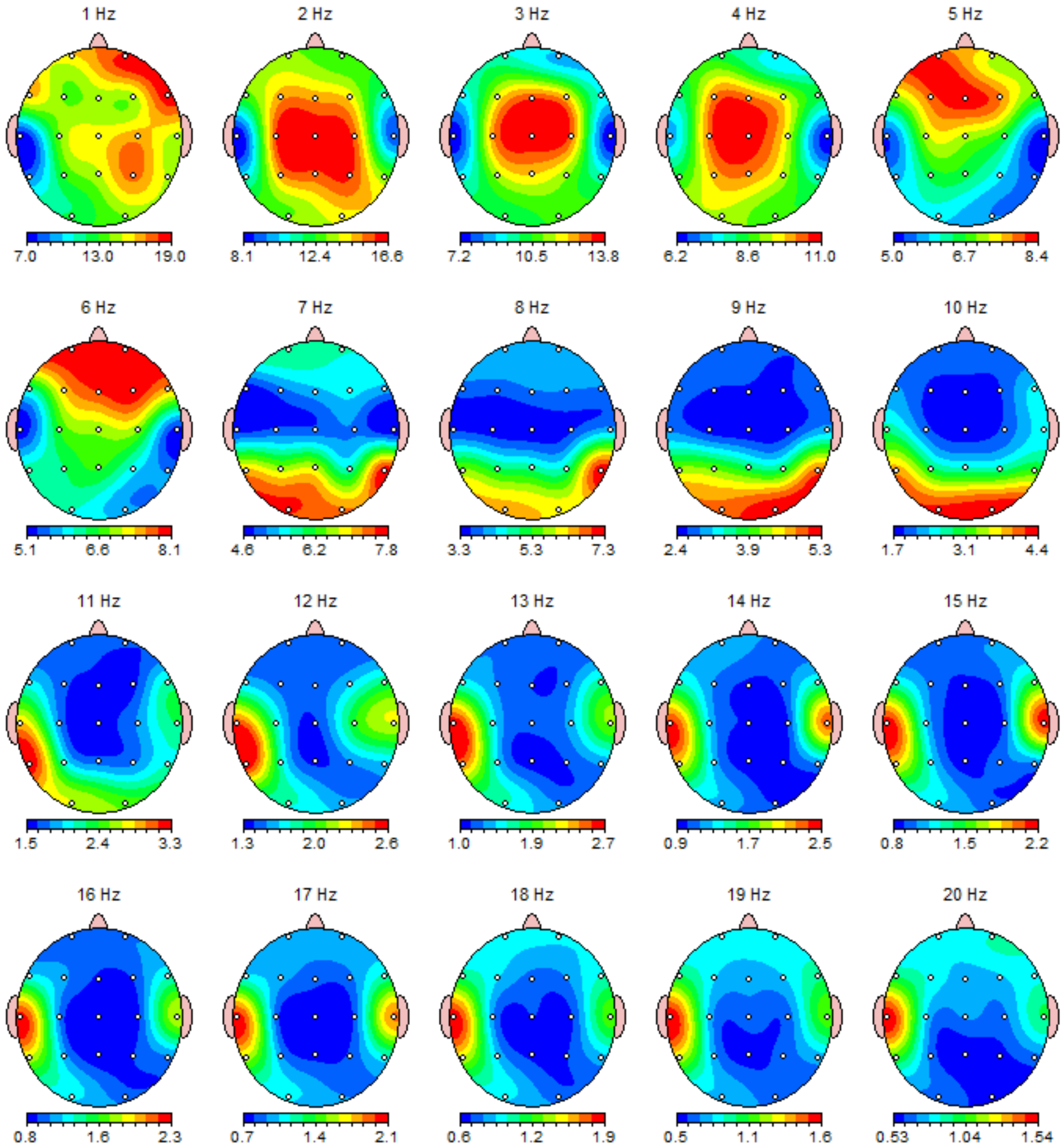
### FFT Absolute Power (uV Sq)



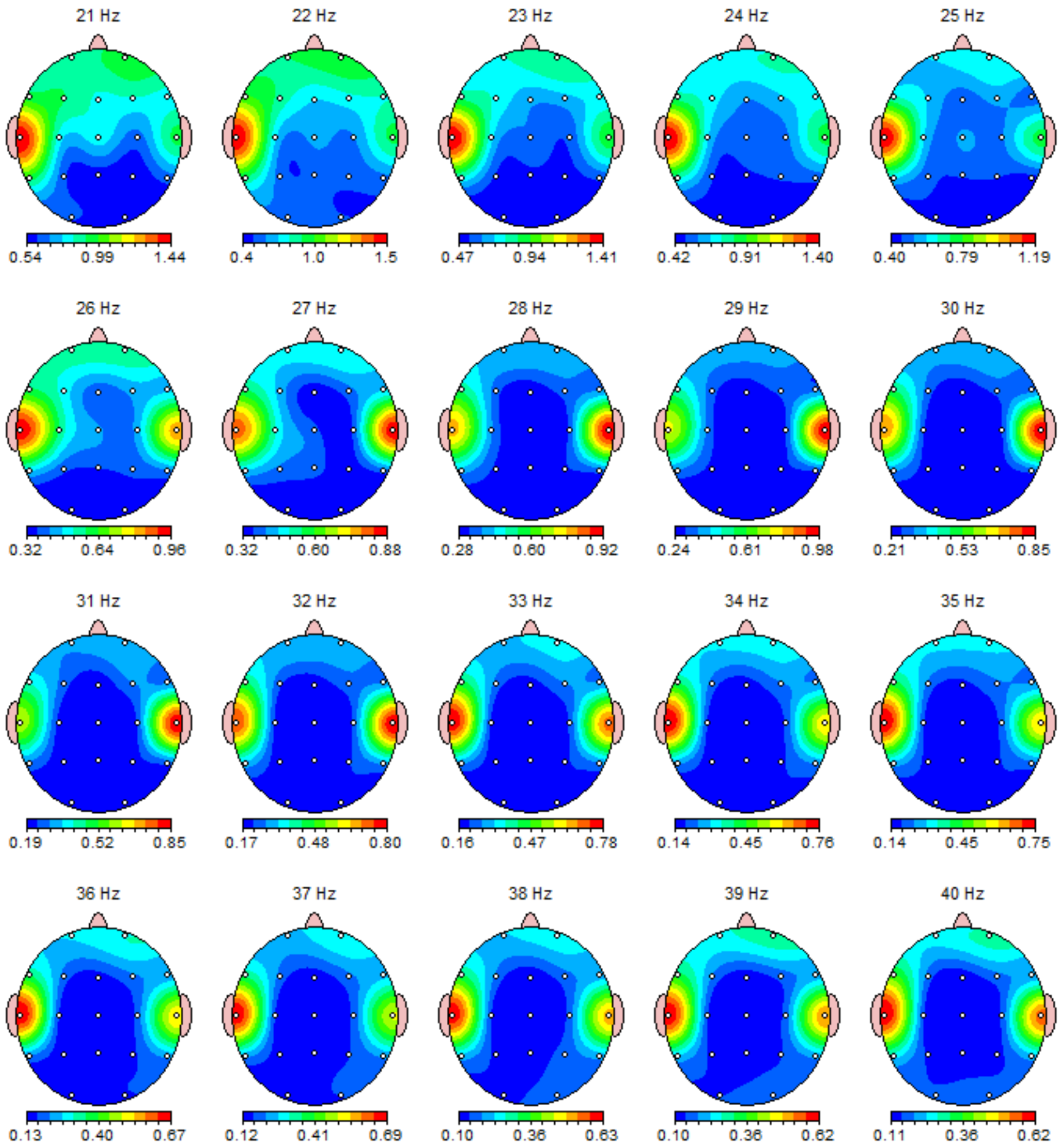
### FFT Absolute Power (uV Sq)



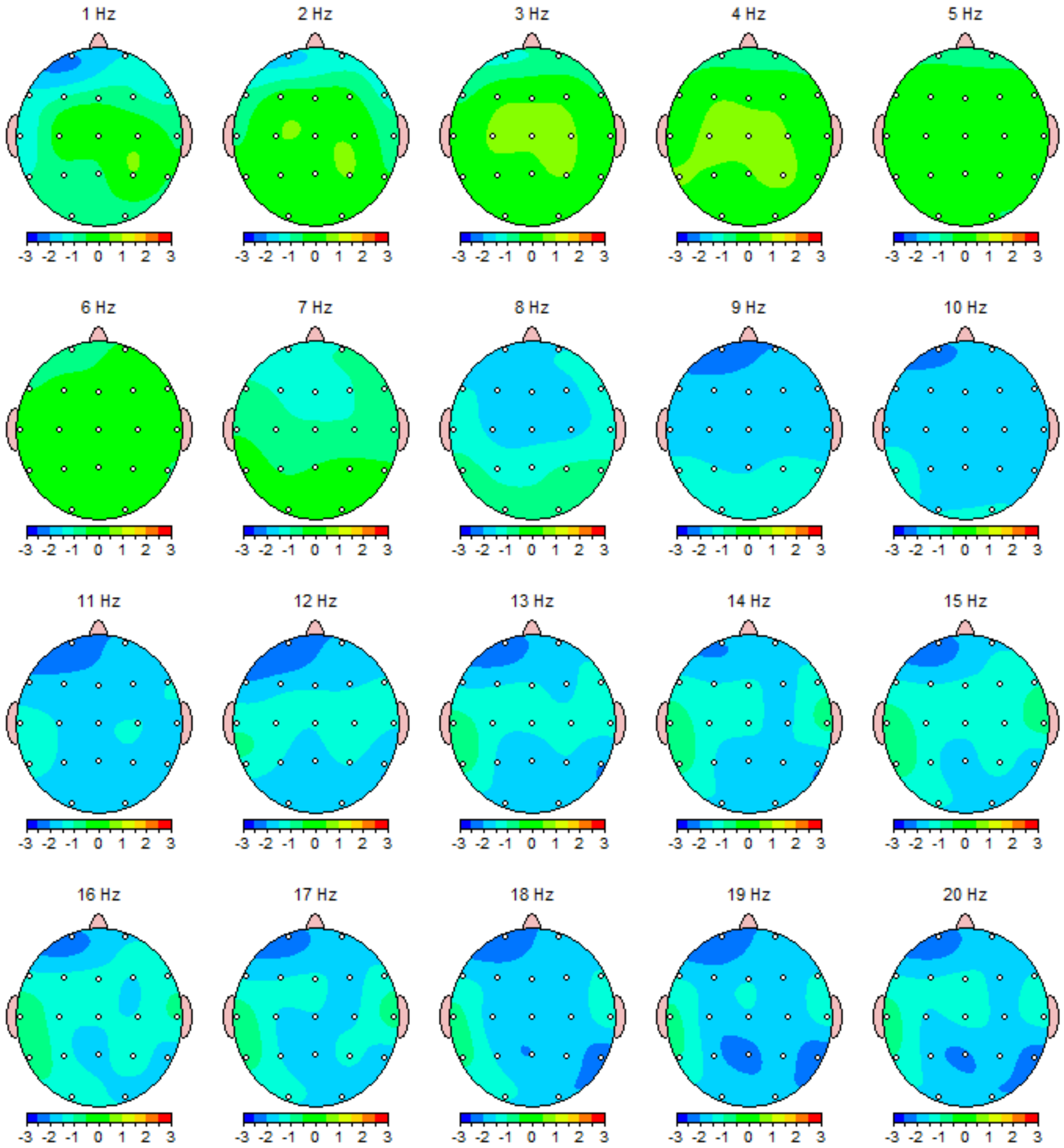
### FFT Relative Power (%)



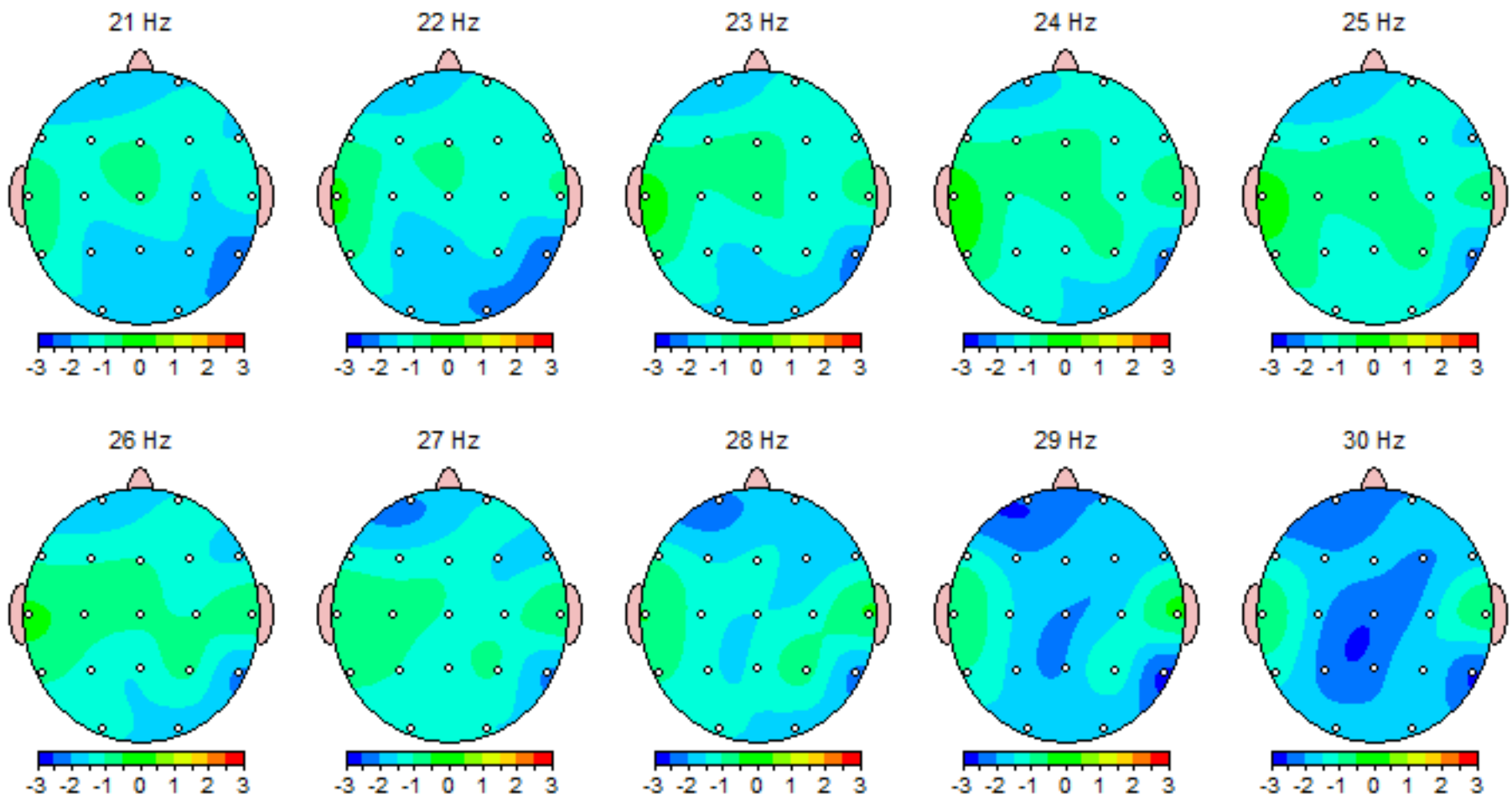
### FFT Relative Power (%)



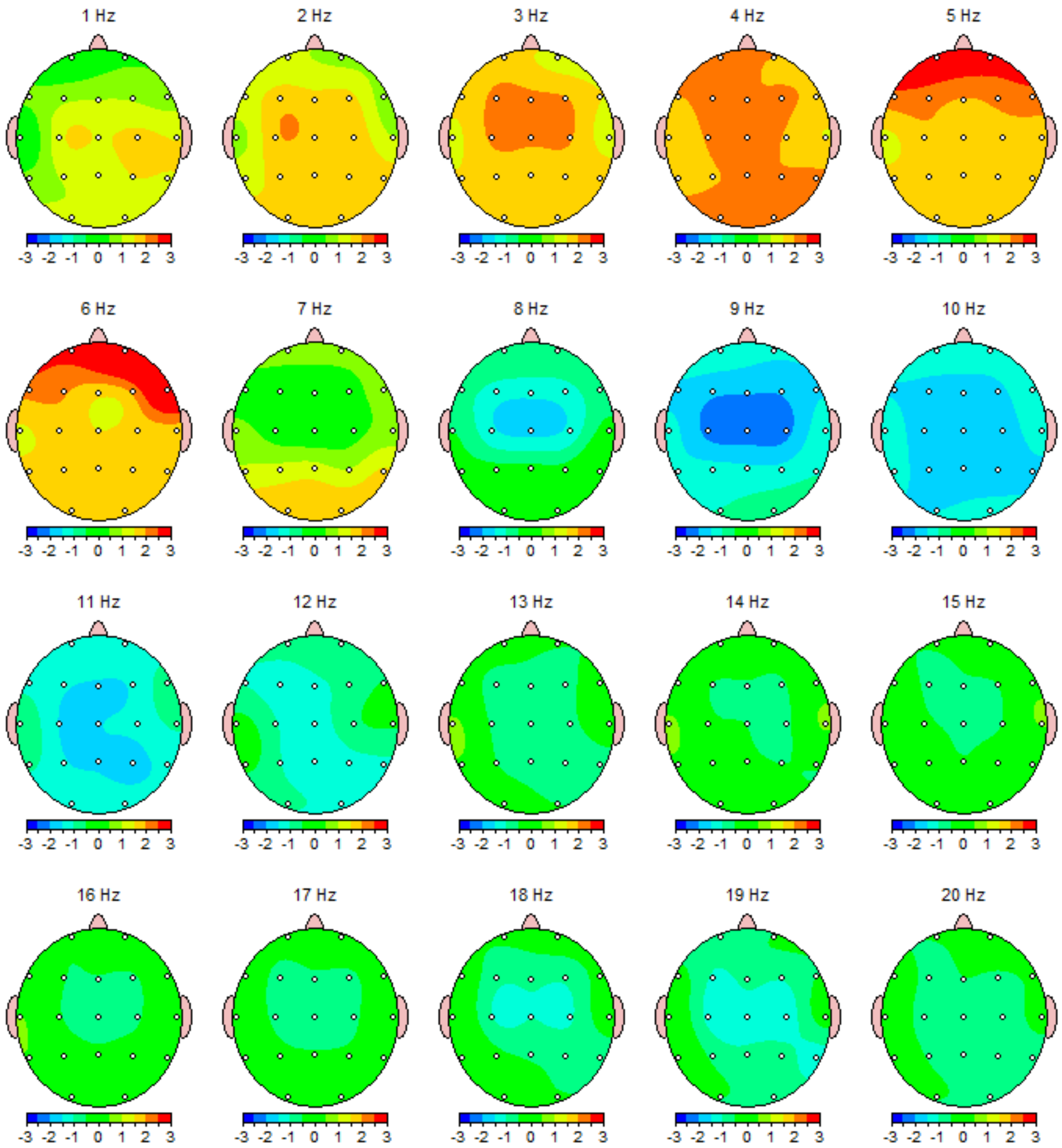
### Z Scored FFT Absolute Power



### Z Scored FFT Absolute Power

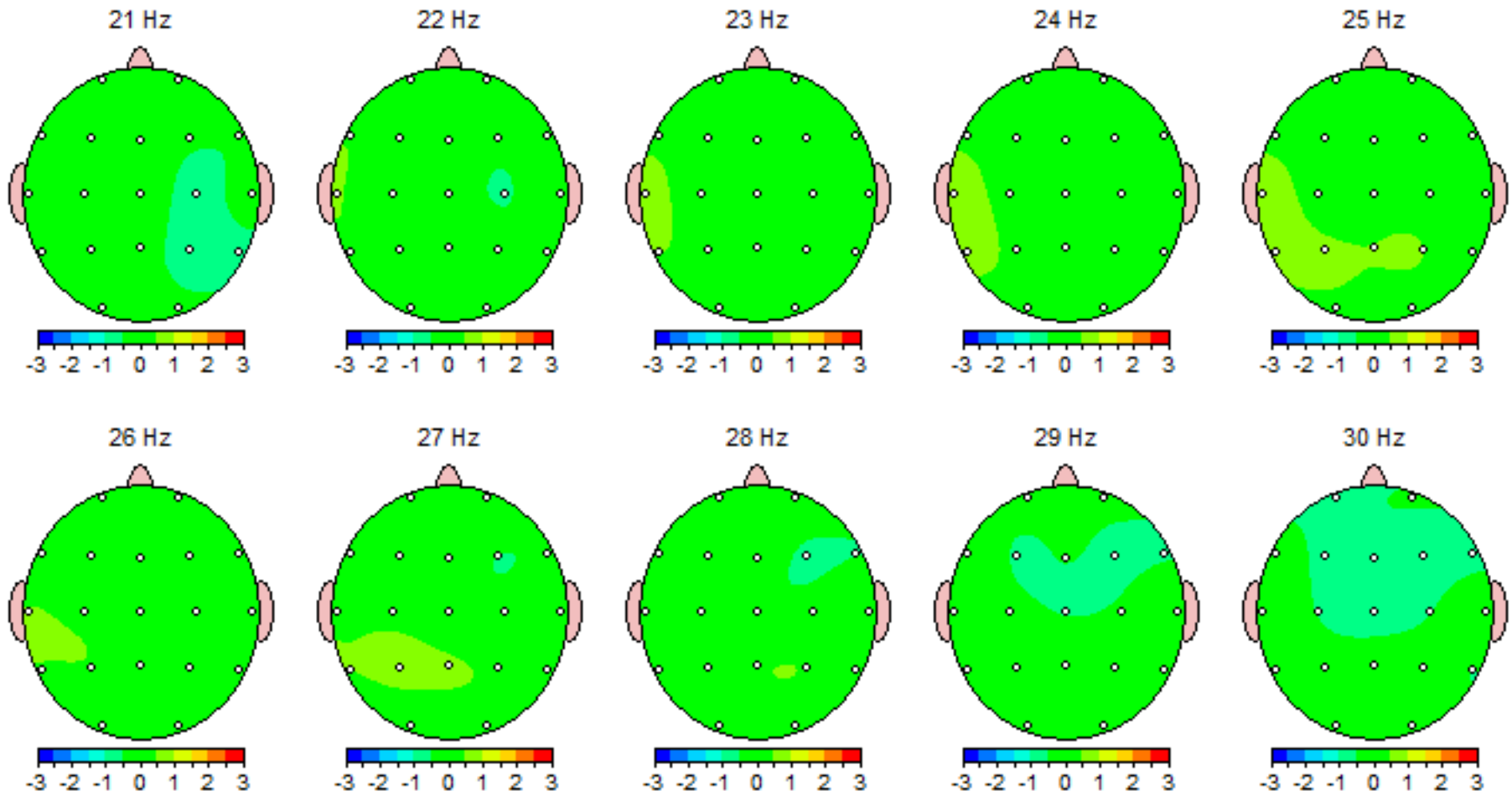


### Z Scored FFT Relative Power

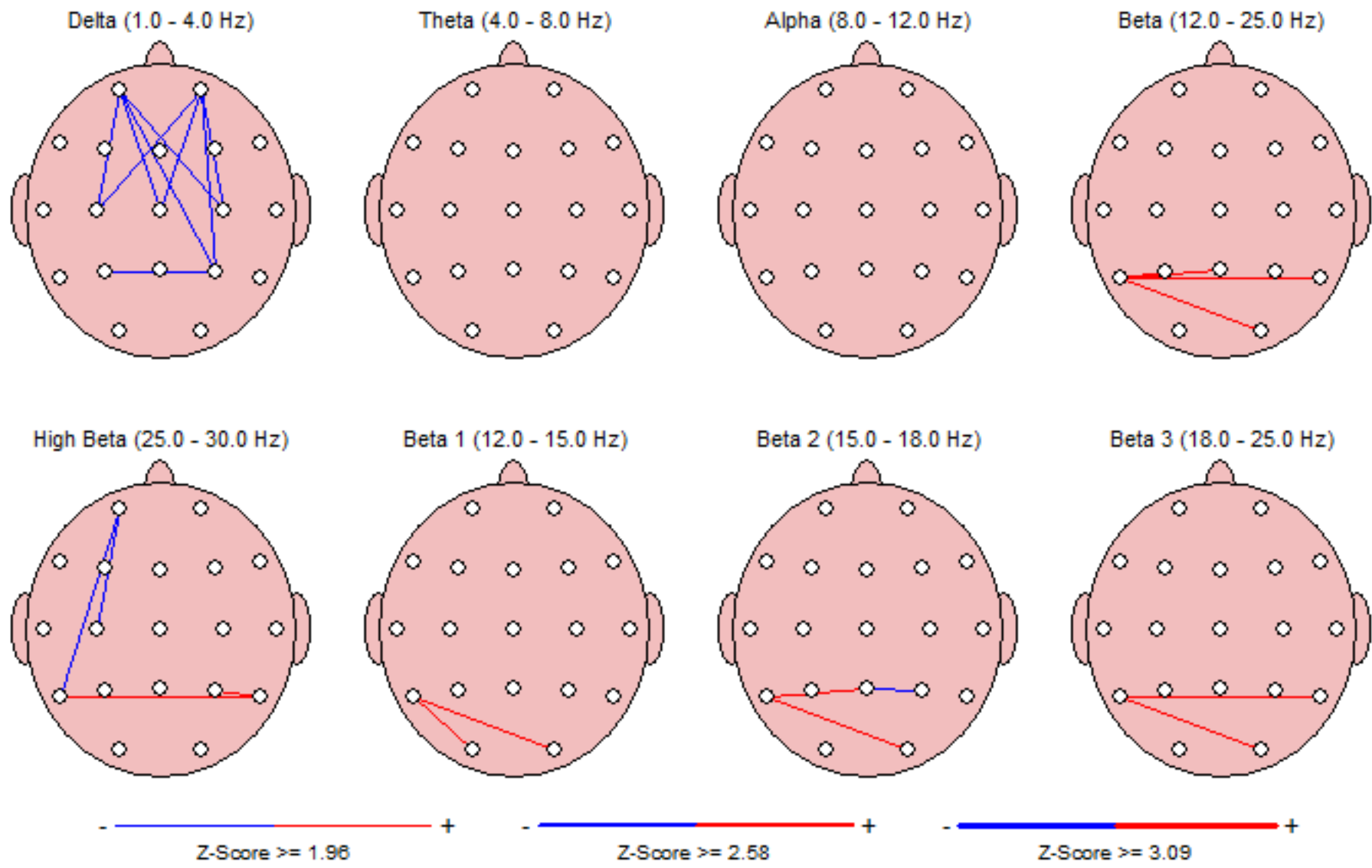




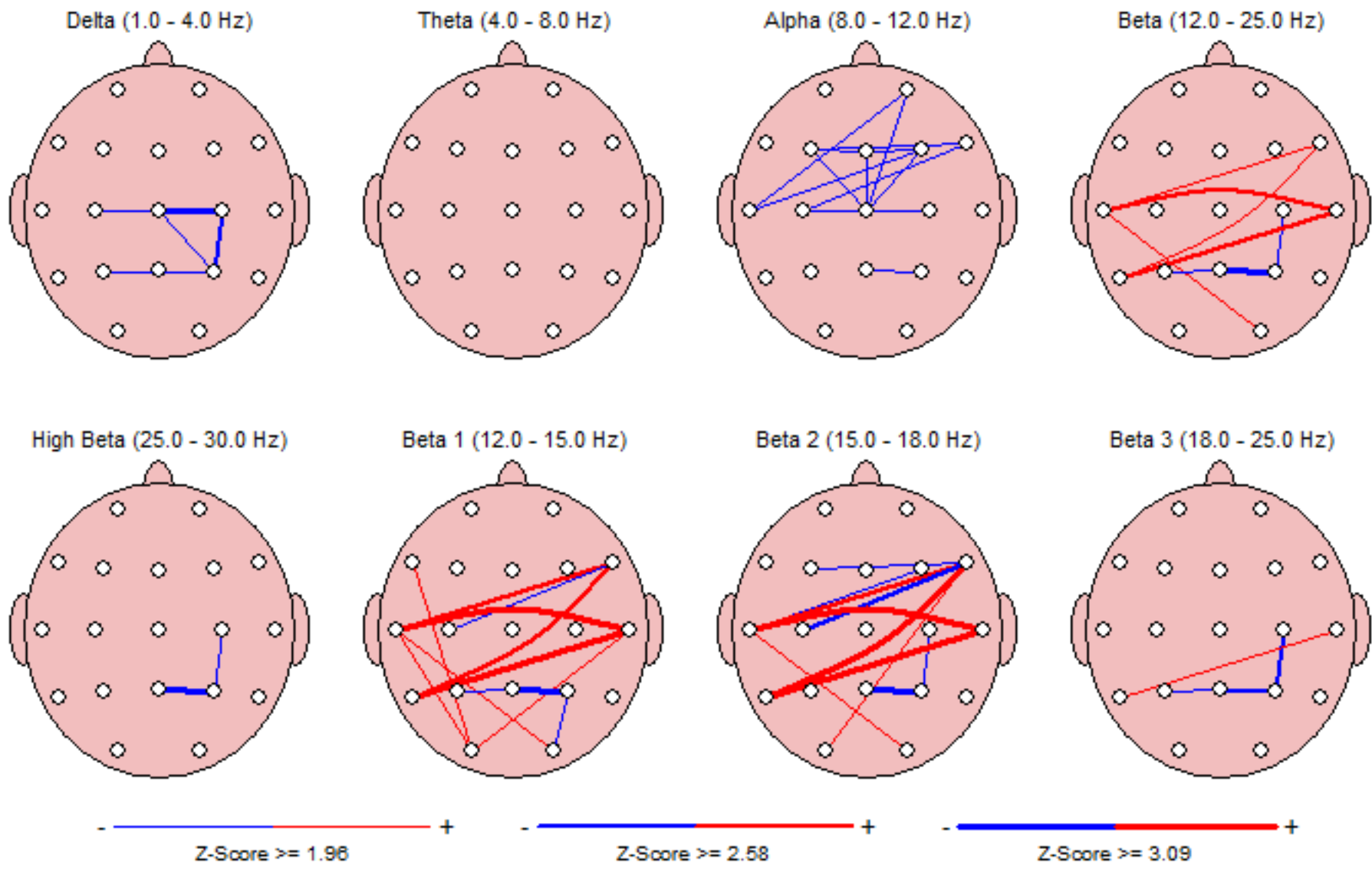
### Z Scored FFT Relative Power



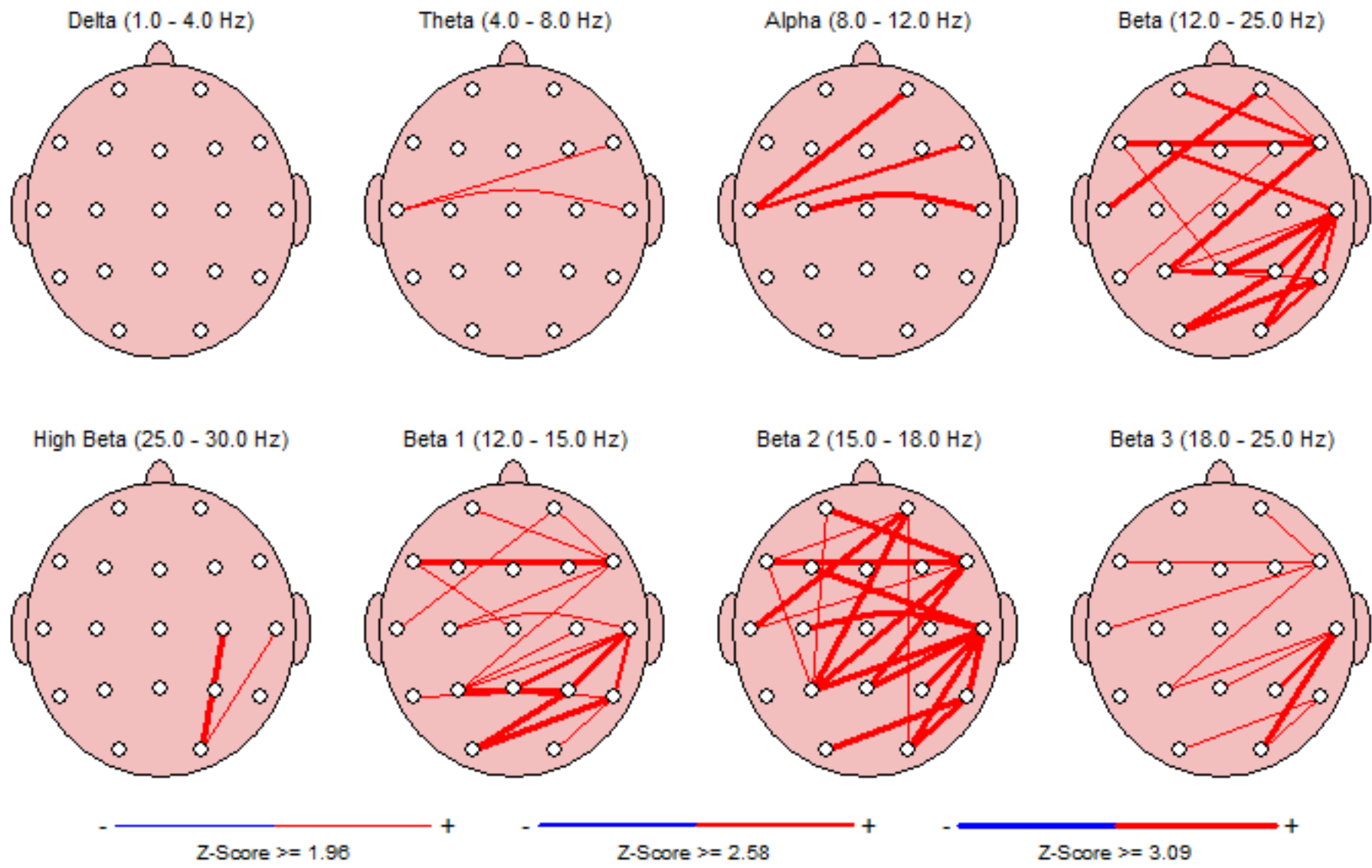
### Z Scored FFT Amplitude Asymmetry



### Z Scored FFT Coherence



### Z Scored FFT Phase Lag



## FFT Absolute Power (uV Sq)

### Intrahemispheric: LEFT

	DELTA	THETA	ALPHA	BETA	HIGH BETA	BETA 1	BETA 2	BETA 3
FP1 - LE	6.07	4.80	1.70	1.99	0.39	0.62	0.46	0.92
F7 - LE	5.94	4.10	1.67	2.28	0.44	0.70	0.56	1.02
F3 - LE	11.21	8.47	2.71	3.48	0.60	1.07	0.84	1.58
T3 - LE	4.43	4.42	2.38	4.89	0.88	1.50	1.28	2.11
C3 - LE	13.14	8.98	3.00	3.91	0.74	1.39	0.93	1.59
T5 - LE	7.55	7.21	4.45	4.91	0.59	1.80	1.32	1.79
P3 - LE	12.51	9.37	4.52	3.85	0.59	1.40	1.03	1.42
O1 - LE	10.60	8.63	5.46	3.74	0.49	1.37	1.03	1.34

### Intrahemispheric: RIGHT

	DELTA	THETA	ALPHA	BETA	HIGH BETA	BETA 1	BETA 2	BETA 3
FP2 - LE	6.70	4.78	1.76	2.18	0.43	0.63	0.52	1.03
F4 - LE	11.04	8.34	2.70	3.24	0.56	1.06	0.76	1.41
F8 - LE	5.88	4.20	1.70	2.20	0.32	0.74	0.59	0.87
C4 - LE	13.81	8.54	3.07	3.53	0.62	1.33	0.85	1.35
T4 - LE	4.10	2.81	1.59	2.56	0.58	0.86	0.77	0.93
P4 - LE	16.34	9.88	4.85	3.82	0.66	1.34	1.01	1.47
T6 - LE	6.75	4.76	3.12	2.08	0.34	0.72	0.56	0.81
O2 - LE	10.78	7.57	5.09	2.95	0.45	1.07	0.80	1.09

### Intrahemispheric: CENTER

	DELTA	THETA	ALPHA	BETA	HIGH BETA	BETA 1	BETA 2	BETA 3
Fz - LE	13.89	10.36	3.22	3.64	0.57	1.17	0.86	1.61
Cz - LE	18.98	12.42	3.81	4.41	0.80	1.49	0.99	1.93
Pz - LE	15.76	11.08	4.75	3.60	0.67	1.26	0.91	1.43

## Z Scored FFT Absolute Power

## Intrahemispheric: LEFT

	DELTA	THETA	ALPHA	BETA	HIGH BETA	BETA 1	BETA 2	BETA 3
FP1 - LE	-1.78	-0.83	-2.19	-2.36	-2.07	-2.33	-2.23	-2.08
F7 - LE	-1.04	-0.61	-2.02	-1.62	-1.21	-1.73	-1.50	-1.39
F3 - LE	-0.35	-0.36	-2.00	-1.63	-1.32	-1.68	-1.47	-1.40
T3 - LE	-0.77	-0.24	-1.71	-0.89	-0.44	-1.01	-0.72	-0.63
C3 - LE	0.32	-0.13	-1.88	-1.57	-1.00	-1.32	-1.34	-1.53
T5 - LE	-0.23	-0.04	-1.35	-1.08	-0.88	-1.03	-0.76	-1.02
P3 - LE	-0.19	-0.26	-1.64	-1.77	-1.27	-1.58	-1.41	-1.79
O1 - LE	-0.29	-0.21	-1.53	-1.83	-1.38	-1.88	-1.37	-1.64

## Intrahemispheric: RIGHT

	DELTA	THETA	ALPHA	BETA	HIGH BETA	BETA 1	BETA 2	BETA 3
FP2 - LE	-1.31	-0.74	-2.00	-1.77	-1.56	-1.78	-1.67	-1.64
F4 - LE	-0.33	-0.38	-1.99	-1.73	-1.53	-1.69	-1.55	-1.55
F8 - LE	-1.00	-0.40	-1.78	-1.47	-1.64	-1.38	-1.24	-1.45
C4 - LE	0.37	-0.22	-1.87	-1.66	-1.19	-1.35	-1.47	-1.68
T4 - LE	-0.69	-0.52	-1.92	-1.28	-0.62	-1.31	-0.88	-1.16
P4 - LE	0.46	0.03	-1.56	-1.75	-0.97	-1.59	-1.31	-1.74
T6 - LE	-0.40	-0.38	-1.60	-2.38	-2.21	-2.07	-1.88	-2.42
O2 - LE	-0.37	-0.36	-1.56	-2.11	-1.63	-2.00	-1.76	-2.04

## Intrahemispheric: CENTER

	DELTA	THETA	ALPHA	BETA	HIGH BETA	BETA 1	BETA 2	BETA 3
Fz - LE	-0.11	-0.40	-1.99	-1.50	-1.18	-1.57	-1.40	-1.27
Cz - LE	0.36	-0.21	-1.92	-1.53	-1.08	-1.51	-1.45	-1.29
Pz - LE	-0.12	-0.22	-1.70	-2.07	-1.41	-1.83	-1.75	-2.02

## FFT Relative Power (%)

### Intrahemispheric: LEFT

	DELTA	THETA	ALPHA	BETA	HIGH BETA	BETA 1	BETA 2	BETA 3
FP1 - LE	38.48	30.43	10.77	12.63	2.47	3.93	2.90	5.80
F7 - LE	38.18	26.32	10.74	14.66	2.84	4.52	3.57	6.56
F3 - LE	40.73	30.78	9.85	12.65	2.19	3.88	3.04	5.73
T3 - LE	22.53	22.50	12.11	24.85	4.47	7.60	6.50	10.75
C3 - LE	42.76	29.20	9.77	12.74	2.40	4.52	3.04	5.18
T5 - LE	29.15	27.83	17.17	18.95	2.26	6.95	5.11	6.89
P3 - LE	39.41	29.51	14.22	12.13	1.87	4.41	3.26	4.46
O1 - LE	35.49	28.90	18.28	12.54	1.64	4.59	3.46	4.49

### Intrahemispheric: RIGHT

	DELTA	THETA	ALPHA	BETA	HIGH BETA	BETA 1	BETA 2	BETA 3
FP2 - LE	39.82	28.41	10.45	12.93	2.54	3.74	3.08	6.10
F4 - LE	40.91	30.92	10.02	12.00	2.06	3.93	2.83	5.24
F8 - LE	39.30	28.03	11.34	14.71	2.15	4.95	3.94	5.81
C4 - LE	44.96	27.80	10.00	11.50	2.03	4.34	2.75	4.40
T4 - LE	30.82	21.12	11.92	19.25	4.35	6.48	5.81	6.96
P4 - LE	44.48	26.90	13.22	10.39	1.80	3.65	2.76	3.99
T6 - LE	37.87	26.69	17.50	11.68	1.88	4.04	3.13	4.52
O2 - LE	38.82	27.26	18.31	10.63	1.62	3.85	2.87	3.92

### Intrahemispheric: CENTER

	DELTA	THETA	ALPHA	BETA	HIGH BETA	BETA 1	BETA 2	BETA 3
Fz - LE	42.69	31.85	9.89	11.19	1.75	3.61	2.63	4.95
Cz - LE	45.79	29.97	9.20	10.63	1.92	3.58	2.40	4.65
Pz - LE	42.71	30.04	12.87	9.76	1.82	3.43	2.46	3.88

### Z Scored FFT Relative Power

Intrahemispheric: LEFT

	DELTA	THETA	ALPHA	BETA	HIGH BETA	BETA 1	BETA 2	BETA 3
FP1 - LE	0.81	2.51	-1.44	-0.49	-0.14	-0.54	-0.43	-0.25
F7 - LE	1.13	1.98	-1.81	-0.23	0.16	-0.54	-0.15	0.05
F3 - LE	1.73	2.18	-2.19	-0.90	-0.24	-1.11	-0.62	-0.48
T3 - LE	0.69	1.36	-1.25	0.29	0.51	0.17	0.43	0.35
C3 - LE	1.87	1.77	-2.54	-1.13	0.19	-0.95	-0.51	-0.64
T5 - LE	1.27	1.74	-1.57	0.14	0.46	-0.04	0.41	0.25
P3 - LE	1.48	1.82	-1.98	-0.67	0.48	-0.80	-0.07	-0.36
O1 - LE	1.43	2.10	-1.66	-0.37	0.22	-0.61	0.21	-0.19

Intrahemispheric: RIGHT

	DELTA	THETA	ALPHA	BETA	HIGH BETA	BETA 1	BETA 2	BETA 3
FP2 - LE	0.80	2.50	-1.51	-0.32	-0.01	-0.64	-0.21	0.02
F4 - LE	1.60	2.13	-2.12	-0.89	-0.44	-0.97	-0.58	-0.54
F8 - LE	1.01	2.39	-1.55	-0.32	-0.51	-0.21	0.01	-0.33
C4 - LE	1.91	1.63	-2.39	-1.21	-0.03	-0.88	-0.57	-0.87
T4 - LE	1.31	1.49	-1.20	-0.09	0.31	-0.06	0.40	-0.15
P4 - LE	1.70	1.79	-2.09	-1.03	0.41	-1.22	-0.26	-0.57
T6 - LE	1.68	2.09	-1.54	-1.02	-0.09	-1.02	-0.29	-0.80
O2 - LE	1.49	2.06	-1.62	-0.70	0.21	-0.89	-0.02	-0.52

Intrahemispheric: CENTER

	DELTA	THETA	ALPHA	BETA	HIGH BETA	BETA 1	BETA 2	BETA 3
Fz - LE	1.72	1.88	-2.31	-0.77	-0.09	-1.04	-0.61	-0.36
Cz - LE	1.91	1.71	-2.55	-1.00	-0.02	-1.18	-0.74	-0.53
Pz - LE	1.50	1.83	-2.09	-1.04	0.44	-1.21	-0.42	-0.52



## FFT Power Ratio

## Intrahemispheric: LEFT

	D/T	D/A	D/B	D/G	T/A	T/B	T/G	A/B	A/G	B/G
FP1 - LE	1.26	3.57	3.05	15.59	2.83	2.41	12.33	0.85	4.36	5.12
F7 - LE	1.45	3.55	2.61	13.44	2.45	1.80	9.26	0.73	3.78	5.16
F3 - LE	1.32	4.14	3.22	18.56	3.13	2.43	14.03	0.78	4.49	5.77
T3 - LE	1.00	1.86	0.91	5.04	1.86	0.91	5.03	0.49	2.71	5.56
C3 - LE	1.46	4.37	3.36	17.79	2.99	2.29	12.15	0.77	4.07	5.30
T5 - LE	1.05	1.70	1.54	12.90	1.62	1.47	12.31	0.91	7.60	8.39
P3 - LE	1.34	2.77	3.25	21.13	2.08	2.43	15.82	1.17	7.62	6.50
O1 - LE	1.23	1.94	2.83	21.65	1.58	2.30	17.63	1.46	11.15	7.65

## Intrahemispheric: RIGHT

	D/T	D/A	D/B	D/G	T/A	T/B	T/G	A/B	A/G	B/G
FP2 - LE	1.40	3.81	3.08	15.70	2.72	2.20	11.20	0.81	4.12	5.10
F4 - LE	1.32	4.08	3.41	19.84	3.09	2.58	14.99	0.84	4.86	5.82
F8 - LE	1.40	3.46	2.67	18.30	2.47	1.91	13.05	0.77	5.28	6.85
C4 - LE	1.62	4.50	3.91	22.13	2.78	2.42	13.68	0.87	4.92	5.66
T4 - LE	1.46	2.58	1.60	7.08	1.77	1.10	4.85	0.62	2.74	4.42
P4 - LE	1.65	3.37	4.28	24.72	2.04	2.59	14.95	1.27	7.34	5.77
T6 - LE	1.42	2.16	3.24	20.11	1.53	2.28	14.18	1.50	9.29	6.21
O2 - LE	1.42	2.12	3.65	24.03	1.49	2.56	16.87	1.72	11.33	6.58

## Intrahemispheric: CENTER

	D/T	D/A	D/B	D/G	T/A	T/B	T/G	A/B	A/G	B/G
Fz - LE	1.34	4.31	3.81	24.33	3.22	2.85	18.15	0.88	5.64	6.38
Cz - LE	1.53	4.98	4.31	23.84	3.26	2.82	15.60	0.87	4.79	5.53
Pz - LE	1.42	3.32	4.38	23.49	2.33	3.08	16.52	1.32	7.08	5.37

## Z Scored FFT Power Ratio

## Intrahemispheric: LEFT

	D/T	D/A	D/B	D/G	T/A	T/B	T/G	A/B	A/G	B/G
FP1 - LE	-0.64	1.22	0.92	0.70	2.27	1.85	1.21	-0.85	-0.79	-0.25
F7 - LE	-0.28	1.66	1.00	0.53	2.31	1.34	0.66	-1.10	-1.01	-0.45
F3 - LE	0.15	2.13	2.15	1.33	2.54	1.98	1.14	-0.99	-0.94	-0.38
T3 - LE	-0.78	1.44	0.29	-0.04	2.30	0.65	0.25	-0.91	-0.91	-0.53
C3 - LE	0.65	2.32	2.51	1.36	2.45	2.05	0.94	-1.15	-1.28	-0.89
T5 - LE	-0.25	1.46	1.18	0.94	1.81	1.22	0.84	-0.99	-0.99	-0.51
P3 - LE	0.17	1.77	1.91	1.30	2.06	1.85	1.01	-0.87	-1.18	-1.19
O1 - LE	-0.03	1.58	1.89	1.65	1.97	2.05	1.57	-0.74	-0.86	-0.71

## Intrahemispheric: RIGHT

	D/T	D/A	D/B	D/G	T/A	T/B	T/G	A/B	A/G	B/G
FP2 - LE	-0.72	1.27	0.88	0.55	2.17	1.78	1.02	-0.95	-0.89	-0.21
F4 - LE	0.16	1.99	1.99	1.54	2.41	1.97	1.34	-0.93	-0.80	-0.15
F8 - LE	-0.91	1.45	0.95	0.99	2.14	1.68	1.48	-0.88	-0.56	0.43
C4 - LE	0.82	2.28	2.41	1.66	2.27	1.98	1.14	-0.97	-1.10	-0.81
T4 - LE	-0.24	1.83	0.86	0.26	2.17	0.90	0.32	-0.68	-0.71	-0.51
P4 - LE	0.51	1.95	2.43	1.58	2.10	2.13	1.03	-0.81	-1.23	-1.41
T6 - LE	0.10	1.69	2.44	2.17	2.00	2.29	1.69	-0.49	-0.69	-0.76
O2 - LE	0.14	1.59	2.11	1.75	1.94	2.24	1.56	-0.62	-0.86	-0.98

## Intrahemispheric: CENTER

	D/T	D/A	D/B	D/G	T/A	T/B	T/G	A/B	A/G	B/G
Fz - LE	0.53	2.15	2.03	1.27	2.44	1.72	0.89	-1.09	-1.08	-0.51
Cz - LE	0.80	2.35	2.43	1.59	2.42	1.98	0.96	-1.15	-1.19	-0.85
Pz - LE	0.20	1.82	2.36	1.39	2.11	2.34	1.11	-0.83	-1.21	-1.42

## Peak Frequency (Hz)

## Intrahemispheric: LEFT

	DELTA	THETA	ALPHA	BETA	HIGH BETA	BETA 1	BETA 2	BETA 3
FP1 - LE	2.11	5.61	9.33	17.53	27.01	13.18	16.25	21.12
F7 - LE	2.07	5.52	9.45	17.45	27.09	13.20	16.21	21.06
F3 - LE	2.21	5.47	9.38	17.50	26.93	13.15	16.25	21.12
T3 - LE	2.27	5.58	9.64	17.41	27.01	13.23	16.25	21.07
C3 - LE	2.22	5.45	9.45	17.11	26.94	13.13	16.17	21.13
T5 - LE	2.27	5.69	9.50	16.75	26.99	13.15	16.22	20.77
P3 - LE	2.22	5.58	9.36	16.79	26.99	13.11	16.19	20.86
O1 - LE	2.21	5.68	9.40	16.72	26.98	13.12	16.23	20.76

## Intrahemispheric: RIGHT

	DELTA	THETA	ALPHA	BETA	HIGH BETA	BETA 1	BETA 2	BETA 3
FP2 - LE	2.00	5.66	9.35	17.67	26.97	13.15	16.24	21.17
F4 - LE	2.20	5.54	9.34	17.33	26.97	13.10	16.22	21.11
F8 - LE	1.99	5.58	9.49	17.06	27.05	13.16	16.18	20.99
C4 - LE	2.17	5.51	9.43	16.88	26.98	13.03	16.22	21.10
T4 - LE	1.99	5.63	9.46	16.94	27.37	13.27	16.20	20.97
P4 - LE	2.12	5.56	9.33	16.96	27.02	13.09	16.20	21.03
T6 - LE	2.12	5.75	9.22	16.99	27.07	13.13	16.29	20.92
O2 - LE	2.18	5.68	9.39	16.81	27.01	13.09	16.25	20.88

## Intrahemispheric: CENTER

	DELTA	THETA	ALPHA	BETA	HIGH BETA	BETA 1	BETA 2	BETA 3
Fz - LE	2.23	5.48	9.34	17.37	26.90	13.10	16.24	21.10
Cz - LE	2.22	5.43	9.40	17.31	26.88	13.12	16.18	21.13
Pz - LE	2.20	5.57	9.32	17.05	26.99	13.11	16.23	21.07

## Z Scored Peak Frequency

## Intrahemispheric: LEFT

	DELTA	THETA	ALPHA	BETA	HIGH BETA	BETA 1	BETA 2	BETA 3
FP1 - LE	1.54	-0.82	-0.53	0.40	-0.45	0.65	0.30	0.95
F7 - LE	0.88	-0.90	-0.31	0.62	-0.38	0.79	-0.07	1.00
F3 - LE	1.79	-1.48	-0.40	0.53	-0.83	0.34	0.25	1.25
T3 - LE	2.11	-0.78	-0.19	0.42	-0.92	0.55	0.12	1.39
C3 - LE	1.34	-1.56	-0.50	0.42	-0.64	0.46	-0.60	1.59
T5 - LE	1.27	-0.79	-0.60	0.38	-0.56	0.62	0.30	0.57
P3 - LE	1.21	-1.09	-1.00	0.47	-0.49	0.64	-0.16	0.79
O1 - LE	0.83	-0.79	-1.08	0.54	-1.18	0.74	0.56	0.34

## Intrahemispheric: RIGHT

	DELTA	THETA	ALPHA	BETA	HIGH BETA	BETA 1	BETA 2	BETA 3
FP2 - LE	0.78	-0.61	-0.45	0.63	-0.82	0.41	0.13	1.02
F4 - LE	1.43	-1.32	-0.47	0.37	-0.88	0.07	-0.08	1.04
F8 - LE	0.66	-0.75	-0.14	-0.03	-0.39	0.45	-0.65	0.63
C4 - LE	0.72	-1.42	-0.51	0.19	-0.52	-0.05	-0.14	1.30
T4 - LE	-0.21	-0.68	-0.70	0.04	0.91	0.80	-0.22	0.47
P4 - LE	0.27	-1.19	-1.14	0.61	-0.27	0.50	-0.11	1.14
T6 - LE	0.32	-0.62	-1.28	0.43	-0.49	0.60	0.78	1.00
O2 - LE	0.62	-0.67	-1.11	0.59	-0.75	0.73	0.70	0.62

## Intrahemispheric: CENTER

	DELTA	THETA	ALPHA	BETA	HIGH BETA	BETA 1	BETA 2	BETA 3
Fz - LE	1.70	-1.48	-0.43	0.63	-0.87	0.15	0.15	1.27
Cz - LE	1.08	-1.64	-0.47	0.52	-0.92	0.33	-0.43	1.23
Pz - LE	1.02	-1.04	-1.05	0.67	-0.34	0.60	0.19	1.27

## FFT Amplitude Asymmetry

### Intrahemispheric: LEFT

	DELTA	THETA	ALPHA	BETA
FP1 F7	2.16	15.88	1.65	-13.43
FP1 F3	-59.47	-55.31	-45.84	-54.38
FP1 T3	31.27	8.21	-33.42	-84.09
FP1 C3	-73.57	-60.57	-55.46	-65.01
FP1 T5	-21.73	-40.10	-89.44	-84.50
FP1 P3	-69.31	-64.45	-90.61	-63.57
FP1 O1	-54.27	-56.96	-105.00	-60.98
F7 F3	-61.43	-69.66	-47.40	-41.71
F7 T3	29.16	-7.69	-35.03	-72.72
F7 C3	-75.44	-74.66	-56.98	-52.74
F7 T5	-23.87	-55.10	-90.75	-73.15
F7 P3	-71.21	-78.32	-91.92	-51.23
F7 O1	-56.27	-71.22	-106.19	-48.54
F3 T3	86.71	62.80	12.91	-33.55
F3 C3	-15.84	-5.75	-10.28	-11.66
F3 T5	38.99	16.10	-48.58	-34.03
F3 P3	-10.98	-10.04	-49.96	-10.05
F3 O1	5.65	-1.79	-67.25	-7.19
T3 C3	-99.14	-67.94	-23.11	22.10
T3 T5	-52.12	-47.92	-60.54	-0.49
T3 P3	-95.41	-71.71	-61.87	23.70
T3 O1	-82.06	-64.41	-78.46	26.52
C3 T5	54.00	21.79	-38.78	-22.59
C3 P3	4.88	-4.29	-40.20	1.62
C3 O1	21.44	3.96	-57.97	4.48
T5 P3	-49.44	-26.03	-1.47	24.18
T5 O1	-33.52	-17.87	-20.34	27.00
P3 O1	16.60	8.25	-18.88	2.87

### Intrahemispheric: RIGHT

	DELTA	THETA	ALPHA	BETA
FP2 F4	-48.92	-54.29	-42.44	-39.25
FP2 F8	12.99	13.03	3.44	-1.20
FP2 C4	-69.34	-56.43	-54.38	-47.54
FP2 T4	48.25	52.02	10.35	-16.16
FP2 P4	-83.66	-69.56	-93.67	-54.77
FP2 T6	-0.72	0.50	-55.80	4.40
FP2 O2	-46.69	-45.18	-97.25	-30.30
F4 F8	60.94	66.16	45.71	38.10
F4 C4	-22.30	-2.32	-12.68	-8.70
F4 T4	91.76	99.30	52.21	23.46
F4 P4	-38.70	-16.86	-56.88	-16.40
F4 T6	48.24	54.76	-14.20	43.46
F4 O2	2.37	9.71	-61.12	9.23
F8 C4	-80.51	-68.21	-57.55	-46.41
F8 T4	35.83	39.66	6.91	-14.97
F8 P4	-94.09	-80.76	-96.33	-53.66
F8 T6	-13.71	-12.53	-58.95	5.59
F8 O2	-58.79	-57.37	-99.86	-29.13
C4 T4	108.51	101.04	63.83	32.00
C4 P4	-16.76	-14.55	-45.02	-7.73
C4 T6	68.70	56.90	-1.53	51.67
C4 O2	24.64	12.02	-49.40	17.89
T4 P4	-119.82	-111.50	-101.55	-39.48
T4 T6	-48.93	-51.55	-65.20	20.52
T4 O2	-89.88	-91.81	-104.96	-14.31
P4 T6	83.06	70.00	43.56	58.81
P4 O2	40.97	26.46	-4.65	25.53
T6 O2	-46.01	-45.66	-47.96	-34.58

### Interhemispheric: HOMOLOGOUS PAIRS

	DELTA	THETA	ALPHA	BETA
FP1 FP2	-9.84	0.44	-3.38	-8.73
F3 F4	1.53	1.53	0.20	7.27
C3 C4	-4.99	4.96	-2.21	10.24
P3 P4	-26.52	-5.32	-7.25	0.91

	DELTA	THETA	ALPHA	BETA
F7 F8	0.99	-2.42	-1.59	3.51
T3 T4	7.83	44.70	40.17	62.55
T5 T6	11.24	41.01	35.17	80.90
O1 O2	-1.76	13.02	7.03	23.60

### Z Scored FFT Amplitude Asymmetry

#### Intrahemispheric: LEFT

	DELTA	THETA	ALPHA	BETA
FP1 F7	-1.03	-0.56	-1.23	-1.63
FP1 F3	-1.62	-1.68	-1.43	-1.10
FP1 T3	-0.72	-0.99	-1.56	-1.23
FP1 C3	-2.50	-1.68	-0.46	-0.80
FP1 T5	-1.52	-1.20	-1.08	-1.37
FP1 P3	-1.54	-1.00	-0.21	-0.28
FP1 O1	-1.25	-0.72	-0.15	-0.07
F7 F3	-0.87	-0.62	0.47	0.40
F7 T3	-0.00	-0.80	-1.16	-0.67
F7 C3	-1.68	-1.22	0.40	0.25
F7 T5	-0.78	-0.94	-0.44	-0.62
F7 P3	-0.86	-0.64	0.33	0.57
F7 O1	-0.60	-0.53	0.24	0.73
F3 T3	0.75	-0.19	-1.10	-0.81
F3 C3	-1.29	-0.80	0.13	-0.10
F3 T5	-0.08	-0.49	-0.67	-0.80
F3 P3	-0.24	-0.21	0.24	0.29
F3 O1	0.01	-0.14	0.17	0.40
T3 C3	-1.56	-0.24	1.12	0.71
T3 T5	-0.89	-0.38	0.20	0.19
T3 P3	-0.84	-0.00	0.84	0.88
T3 O1	-0.59	-0.05	0.61	0.98
C3 T5	1.03	-0.15	-0.73	-1.06
C3 P3	1.13	0.37	0.21	0.77
C3 O1	0.81	0.17	0.10	0.56
T5 P3	-0.18	0.64	1.25	2.07
T5 O1	0.12	0.45	0.94	1.91
P3 O1	0.25	-0.01	0.11	0.24

#### Intrahemispheric: RIGHT

	DELTA	THETA	ALPHA	BETA
FP2 F4	-1.83	-0.94	-0.59	-0.46
FP2 F8	-0.75	-0.77	-1.08	-0.70
FP2 C4	-2.29	-0.97	-0.49	-0.36
FP2 T4	-1.12	-0.58	-1.18	-0.59
FP2 P4	-2.15	-1.13	-0.51	-0.30
FP2 T6	-1.29	-0.60	-0.37	0.27
FP2 O2	-1.14	-0.56	-0.19	0.19
F4 F8	0.96	0.17	-0.91	-0.40
F4 C4	-1.65	-0.52	0.10	0.05
F4 T4	0.59	0.38	-0.65	-0.31
F4 P4	-1.53	-0.80	-0.14	0.08
F4 T6	0.26	0.20	0.02	0.87
F4 O2	0.11	0.07	0.16	0.62
F8 C4	-1.70	-0.46	0.53	0.35
F8 T4	-0.47	0.27	-0.22	-0.13
F8 P4	-1.68	-0.73	0.17	0.33
F8 T6	-0.63	0.04	0.30	1.28
F8 O2	-0.69	-0.08	0.33	0.89
C4 T4	1.63	0.66	-0.67	-0.26
C4 P4	-0.38	-0.75	-0.20	0.10
C4 T6	1.45	0.53	-0.01	1.09
C4 O2	1.04	0.32	0.12	0.71
T4 P4	-1.61	-0.88	0.21	0.25
T4 T6	-0.37	-0.16	0.32	0.82
T4 O2	-0.38	-0.23	0.27	0.61
P4 T6	1.94	1.25	0.21	1.40
P4 O2	1.56	0.88	0.42	0.94
T6 O2	-0.12	-0.10	0.32	0.05

#### Interhemispheric: HOMOLOGOUS PAIRS

	DELTA	THETA	ALPHA	BETA
FP1 FP2	0.18	0.35	0.21	-0.00
F3 F4	-0.05	0.03	0.27	0.28
C3 C4	-0.20	0.27	0.13	0.55
P3 P4	-2.27	-1.10	-0.51	-0.36

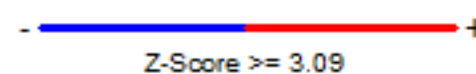
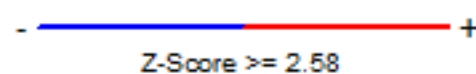
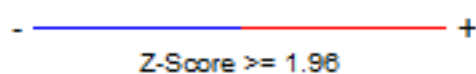
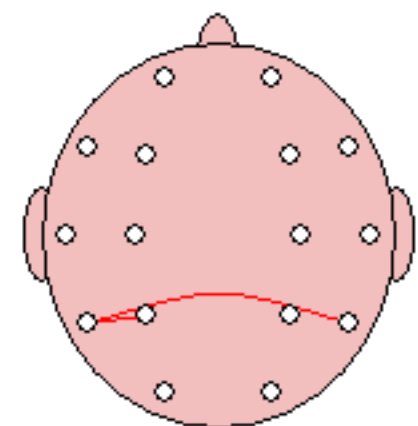
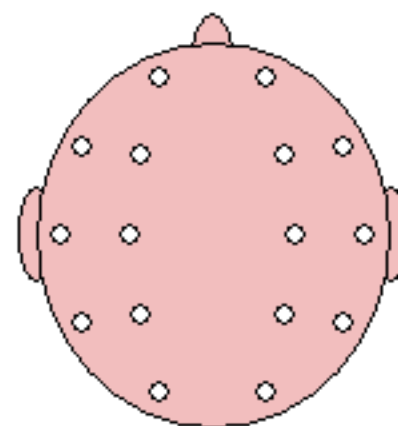
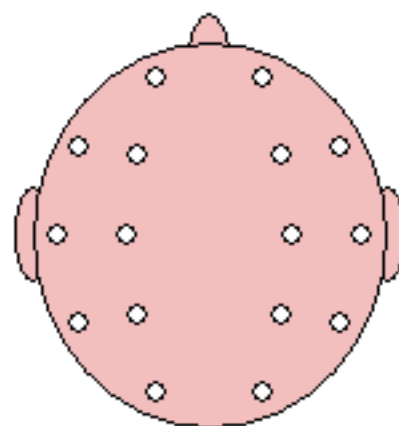
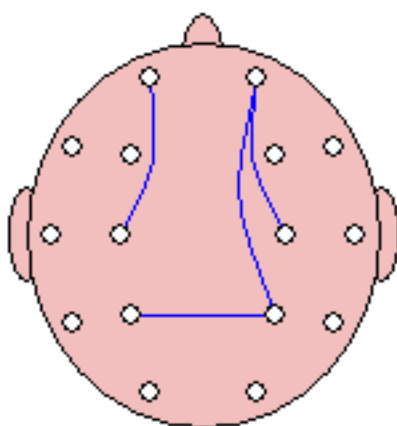
	DELTA	THETA	ALPHA	BETA
F7 F8	0.12	-0.31	-0.06	0.17
T3 T4	-0.18	0.37	0.57	0.62
T5 T6	0.28	0.71	0.80	2.17
O1 O2	0.14	0.54	0.17	0.84

Delta (1.0 - 4.0 Hz)

Theta (4.0 - 8.0 Hz)

Alpha (8.0 - 12.0 Hz)

Beta (12.0 - 25.0 Hz)



### FFT Coherence

#### Intrahemispheric: LEFT

	DELTA	THETA	ALPHA	BETA
FP1 F7	61.16	68.02	64.23	53.83
FP1 F3	58.60	70.83	71.60	63.35
FP1 T3	23.64	16.15	9.95	8.58
FP1 C3	29.24	38.63	35.80	29.97
FP1 T5	8.21	2.07	2.90	2.81
FP1 P3	14.86	14.44	6.29	6.71
FP1 O1	6.34	3.09	2.17	2.43
F7 F3	50.52	62.88	62.97	54.64
F7 T3	46.77	47.95	42.94	36.53
F7 C3	28.39	44.68	46.82	41.90
F7 T5	12.01	12.18	12.00	21.24
F7 P3	14.45	19.96	15.01	18.97
F7 O1	5.75	6.54	5.47	12.45
F3 T3	40.90	34.63	23.66	18.41
F3 C3	63.14	71.10	63.91	57.43
F3 T5	29.65	16.46	8.20	9.30
F3 P3	44.87	39.70	23.27	19.56
F3 O1	26.33	18.04	7.76	8.10
T3 C3	48.66	50.08	44.49	34.69
T3 T5	55.91	67.27	67.32	65.77
T3 P3	46.02	47.94	43.25	39.38
T3 O1	36.94	38.51	34.53	38.55
C3 T5	51.90	43.32	34.31	33.19
C3 P3	66.88	72.68	60.53	55.41
C3 O1	50.02	46.81	32.62	29.45
T5 P3	74.46	67.49	66.36	65.03
T5 O1	77.56	75.28	73.73	74.00
P3 O1	77.90	80.65	77.16	72.65

#### Intrahemispheric: RIGHT

	DELTA	THETA	ALPHA	BETA
FP2 F4	55.99	70.64	72.57	56.83
FP2 F8	58.87	64.74	64.62	51.64
FP2 C4	25.80	37.73	30.44	24.34
FP2 T4	28.99	25.66	12.19	10.56
FP2 P4	12.49	12.60	3.87	2.77
FP2 T6	11.63	4.44	0.49	1.16
FP2 O2	5.78	1.77	1.20	0.29
F4 F8	45.66	55.13	56.78	46.07
F4 C4	63.42	70.61	58.41	52.85
F4 T4	48.05	38.75	21.66	13.03
F4 P4	36.20	36.45	19.30	14.21
F4 T6	39.64	23.34	7.02	8.05
F4 O2	27.44	15.95	4.04	2.42
F8 C4	25.71	36.35	35.01	28.66
F8 T4	49.79	57.29	44.85	40.85
F8 P4	10.44	12.35	7.12	5.20
F8 T6	12.90	9.07	3.90	11.09
F8 O2	2.72	0.75	0.06	2.58
C4 T4	49.10	46.98	38.72	17.50
C4 P4	51.18	60.88	55.38	42.36
C4 T6	56.47	49.32	36.49	31.19
C4 O2	46.74	40.08	26.24	17.35
T4 P4	35.03	35.40	31.06	13.46
T4 T6	51.82	48.01	47.31	36.68
T4 O2	27.81	17.86	13.59	9.36
P4 T6	57.97	66.12	65.83	53.51
P4 O2	58.02	65.11	63.68	48.29
T6 O2	70.48	72.03	68.65	56.18

#### Interhemispheric: HOMOLOGOUS PAIRS

	DELTA	THETA	ALPHA	BETA
FP1 FP2	68.72	75.29	73.91	59.99
F3 F4	62.57	62.41	57.56	45.27
C3 C4	50.81	50.33	34.02	19.05
P3 P4	55.26	58.59	50.30	28.06

	DELTA	THETA	ALPHA	BETA
F7 F8	7.97	4.65	1.90	0.75
T3 T4	3.66	3.93	15.19	15.67
T5 T6	43.28	23.20	18.05	12.72
O1 O2	78.98	83.25	80.69	70.68

### Z Scored FFT Coherence

#### Intrahemispheric: LEFT

	DELTA	THETA	ALPHA	BETA
FP1 F7	0.73	0.49	-0.56	-0.22
FP1 F3	0.22	-0.04	-1.29	0.04
FP1 T3	0.22	-0.94	-1.54	-0.59
FP1 C3	-0.03	-0.36	-0.98	0.05
FP1 T5	0.19	-0.66	-1.00	-0.31
FP1 P3	0.22	-0.22	-0.95	-0.28
FP1 O1	0.35	-0.01	-1.07	0.14
F7 F3	0.29	0.23	-0.64	-0.06
F7 T3	0.18	-0.35	-0.74	0.05
F7 C3	-0.03	0.16	-0.32	0.44
F7 T5	0.26	0.25	0.09	1.29
F7 P3	0.36	0.35	-0.12	0.69
F7 O1	0.52	0.44	-0.48	1.88
F3 T3	-0.02	-0.59	-1.50	-0.49
F3 C3	-0.18	-0.37	-1.07	0.03
F3 T5	0.36	0.16	-0.55	0.07
F3 P3	0.41	0.18	-0.37	-0.24
F3 O1	0.87	0.83	-0.43	0.57
T3 C3	-0.31	-0.52	-1.11	-0.21
T3 T5	0.54	1.04	1.47	1.54
T3 P3	0.40	0.44	0.07	0.50
T3 O1	1.31	1.40	1.06	1.91
C3 T5	-0.19	0.22	0.14	-0.04
C3 P3	-0.83	-0.06	-0.52	-0.73
C3 O1	0.66	1.03	0.43	0.57
T5 P3	0.31	0.24	0.13	0.14
T5 O1	0.89	0.86	0.18	1.12
P3 O1	0.72	1.15	0.55	0.83

#### Intrahemispheric: RIGHT

	DELTA	THETA	ALPHA	BETA
FP2 F4	0.17	0.08	-1.24	-0.19
FP2 F8	0.64	0.23	-0.87	-0.38
FP2 C4	-0.06	-0.22	-1.10	-0.36
FP2 T4	0.48	-0.10	-1.11	-0.27
FP2 P4	0.26	-0.28	-1.34	-1.01
FP2 T6	0.66	-0.06	-1.59	-0.56
FP2 O2	0.44	-0.29	-1.11	-0.89
F4 F8	0.19	-0.21	-1.40	-0.52
F4 C4	-0.29	-0.39	-1.06	-0.29
F4 T4	0.17	-0.42	-1.22	-0.83
F4 P4	-0.06	-0.08	-0.64	-0.77
F4 T6	0.96	0.71	-0.54	0.23
F4 O2	1.03	0.85	-0.86	-0.47
F8 C4	0.09	-0.21	-0.85	-0.24
F8 T4	0.57	0.49	-0.19	0.51
F8 P4	0.23	-0.20	-0.96	-0.70
F8 T6	0.60	0.28	-0.87	0.86
F8 O2	-0.04	-0.65	-1.52	0.34
C4 T4	-0.85	-1.10	-1.09	-0.92
C4 P4	-2.70	-1.60	-0.88	-2.35
C4 T6	0.13	0.64	0.54	0.15
C4 O2	0.49	1.02	0.19	-0.26
T4 P4	-0.53	-0.62	-0.46	-0.87
T4 T6	0.45	0.51	0.85	0.37
T4 O2	0.63	0.38	-0.02	0.02
P4 T6	-0.81	0.24	0.41	-0.29
P4 O2	-0.66	0.25	-0.09	-1.24
T6 O2	0.26	0.98	-0.00	-0.43

#### Interhemispheric: HOMOLOGOUS PAIRS

	DELTA	THETA	ALPHA	BETA
FP1 FP2	0.19	0.24	-0.82	-0.12
F3 F4	0.24	-0.36	-1.78	-0.49
C3 C4	-1.72	-0.98	-1.43	-0.73
P3 P4	-2.13	-0.94	-1.37	-1.53

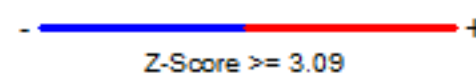
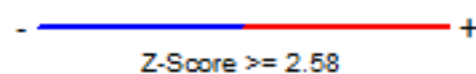
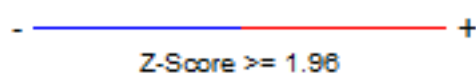
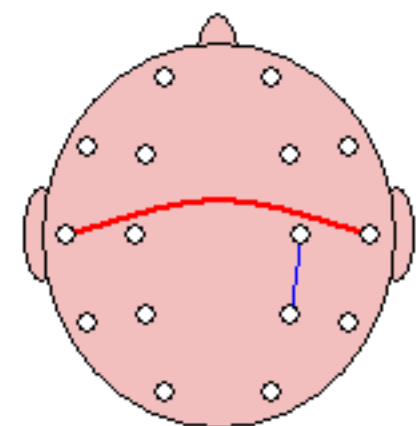
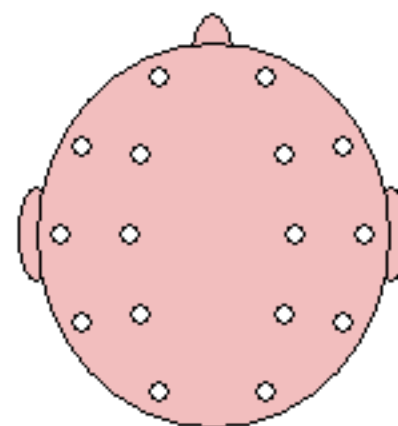
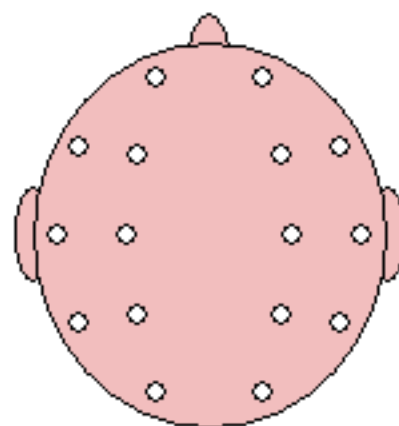
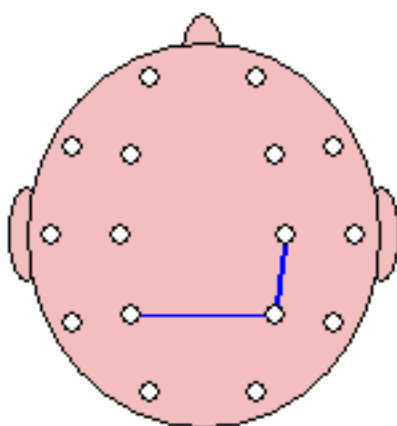
	DELTA	THETA	ALPHA	BETA
F7 F8	0.07	-0.75	-1.84	-1.85
T3 T4	-0.76	-0.08	0.73	2.77
T5 T6	0.50	0.45	0.15	0.67
O1 O2	0.64	1.40	1.07	1.33

Delta (1.0 - 4.0 Hz)

Theta (4.0 - 8.0 Hz)

Alpha (8.0 - 12.0 Hz)

Beta (12.0 - 25.0 Hz)





### FFT Phase Lag (Deg)

#### Intrahemispheric: LEFT

	DELTA	THETA	ALPHA	BETA
FP1 F7	-1.81	0.05	-0.35	-2.52
FP1 F3	-0.83	2.34	-0.34	-1.36
FP1 T3	-8.64	-4.97	-22.11	-14.90
FP1 C3	-2.67	4.54	-4.18	-8.32
FP1 T5	-19.78	-18.77	-87.92	-55.18
FP1 P3	-8.77	2.14	-25.84	-32.74
FP1 O1	-15.40	-7.70	-84.23	-62.29
F7 F3	2.28	3.44	-1.71	-2.69
F7 T3	-1.99	-2.05	-8.54	-4.03
F7 C3	4.09	5.54	-4.63	-7.28
F7 T5	-4.54	-5.10	-28.98	-16.40
F7 P3	1.69	3.35	-17.66	-18.52
F7 O1	-2.18	-1.32	-41.10	-26.52
F3 T3	-6.33	-5.71	-7.19	1.16
F3 C3	-0.05	2.50	-1.58	-2.94
F3 T5	-3.39	-3.60	-25.22	-9.09
F3 P3	-0.11	2.93	-10.38	-11.43
F3 O1	-0.22	3.44	-24.60	-13.47
T3 C3	6.04	6.14	1.86	-3.66
T3 T5	2.15	0.22	-5.90	-3.77
T3 P3	6.32	4.81	-2.70	-6.46
T3 O1	5.90	3.41	-8.35	-8.46
C3 T5	-1.69	-3.46	-8.91	-0.68
C3 P3	0.54	1.13	-3.10	-3.07
C3 O1	1.07	1.34	-8.08	-2.61
T5 P3	2.16	3.32	3.81	-2.00
T5 O1	1.95	3.30	-0.26	-2.28
P3 O1	0.12	0.36	-3.34	0.88

#### Intrahemispheric: RIGHT

	DELTA	THETA	ALPHA	BETA
FP2 F4	1.01	2.51	1.76	4.39
FP2 F8	0.57	3.58	3.72	9.67
FP2 C4	-2.07	4.57	2.30	5.19
FP2 T4	-3.70	2.91	3.68	23.53
FP2 P4	-8.45	2.76	-14.86	-3.22
FP2 T6	-12.10	-3.54	-91.39	35.26
FP2 O2	-22.58	-13.20	-123.62	-157.65
F4 F8	-4.63	-1.83	-1.29	-0.13
F4 C4	-0.13	2.36	-0.38	0.90
F4 T4	-5.24	-3.67	-9.63	0.56
F4 P4	-0.22	3.28	-6.53	-2.61
F4 T6	-3.06	-1.62	-23.72	0.83
F4 O2	-1.67	2.12	-22.78	5.21
F8 C4	5.69	3.94	3.94	7.11
F8 T4	1.53	1.31	3.58	13.77
F8 P4	2.63	0.75	-0.73	22.06
F8 T6	1.03	0.43	-1.52	40.27
F8 O2	-3.88	-11.17	-145.37	125.59
C4 T4	-3.47	-4.80	-9.36	-12.72
C4 P4	1.04	1.15	-0.20	0.70
C4 T6	-2.18	-2.07	-8.22	-0.24
C4 O2	-0.64	1.47	-3.13	8.52
T4 P4	2.77	4.39	10.41	26.91
T4 T6	1.48	3.33	4.72	24.68
T4 O2	1.72	7.71	15.96	65.66
P4 T6	-2.38	-3.46	-7.37	-4.67
P4 O2	-0.51	-0.66	-3.09	5.46
T6 O2	1.19	3.79	5.42	13.95

#### Interhemispheric: HOMOLOGOUS PAIRS

	DELTA	THETA	ALPHA	BETA
FP1 FP2	-0.20	0.46	1.49	3.90
F3 F4	-0.78	-1.14	-1.01	0.46
C3 C4	-0.16	-2.18	-4.52	-5.43
P3 P4	0.07	0.54	-2.49	-9.30

	DELTA	THETA	ALPHA	BETA
F7 F8	-2.57	1.68	4.52	107.74
T3 T4	0.19	-157.39	-154.13	-152.47
T5 T6	-0.51	-5.72	-22.70	-54.21
O1 O2	0.40	-0.86	-2.97	-5.95

### Z Scored FFT Phase Lag

#### Intrahemispheric: LEFT

	DELTA	THETA	ALPHA	BETA
FP1 F7	-0.56	-1.32	-1.05	-0.22
FP1 F3	-0.69	-0.63	-0.90	-0.94
FP1 T3	-0.30	-0.26	1.41	0.84
FP1 C3	-0.79	-0.17	-0.65	0.56
FP1 T5	-0.18	-0.47	-0.03	0.03
FP1 P3	-0.16	-1.05	-0.28	0.83
FP1 O1	-0.50	-0.81	-0.23	-0.04
F7 F3	-0.39	0.29	-0.54	-0.21
F7 T3	-0.83	-0.35	0.40	-0.19
F7 C3	-0.45	0.48	-0.38	0.68
F7 T5	-0.48	-0.53	-0.66	-0.28
F7 P3	-0.55	-0.46	-0.40	0.91
F7 O1	-0.90	-0.83	-0.92	-0.35
F3 T3	-0.20	0.04	-0.11	-0.80
F3 C3	-1.25	0.28	-0.82	-0.28
F3 T5	-0.58	-0.44	-0.73	-0.51
F3 P3	-1.34	-0.49	-0.56	0.37
F3 O1	-1.14	-0.54	-0.87	-0.43
T3 C3	-0.08	0.63	-0.54	-0.19
T3 T5	-0.28	-0.83	-0.65	-0.29
T3 P3	-0.21	0.24	-0.66	0.89
T3 O1	-0.33	-0.32	-0.62	0.11
C3 T5	-0.73	-0.38	-0.67	-1.28
C3 P3	-0.80	-0.61	-0.75	-0.25
C3 O1	-0.88	-0.75	-0.80	-0.84
T5 P3	-0.22	0.02	-0.66	-0.73
T5 O1	-0.44	0.53	-1.07	-0.40
P3 O1	-1.06	-0.82	-0.64	-1.00

#### Intrahemispheric: RIGHT

	DELTA	THETA	ALPHA	BETA
FP2 F4	-0.51	-0.86	-0.64	-0.46
FP2 F8	-1.06	0.38	0.38	2.20
FP2 C4	-0.72	-0.31	-0.70	-0.08
FP2 T4	-0.67	-0.56	-0.80	0.69
FP2 P4	-0.24	-0.46	-0.56	-0.69
FP2 T6	-0.55	-0.82	-0.21	-0.59
FP2 O2	-0.47	-0.68	0.37	1.27
F4 F8	-0.02	-0.65	-0.60	-1.27
F4 C4	-1.31	-0.03	-1.02	-1.13
F4 T4	-0.26	-0.54	-0.27	-0.53
F4 P4	-0.85	-0.30	-0.61	-0.95
F4 T6	-0.72	-0.57	-0.98	-0.88
F4 O2	-1.09	-0.57	-0.92	-0.67
F8 C4	0.03	-0.28	-0.44	0.28
F8 T4	-0.68	-0.67	-0.72	0.45
F8 P4	-0.55	-0.62	-0.86	0.38
F8 T6	-0.67	-0.67	-1.51	-0.04
F8 O2	-1.06	-0.83	0.86	0.94
C4 T4	-0.66	-0.21	0.80	-0.03
C4 P4	-0.61	-0.54	-1.41	-0.99
C4 T6	-0.57	-0.60	-0.81	-0.90
C4 O2	-1.03	-0.67	-0.98	-0.13
T4 P4	-0.80	-0.00	0.30	5.52
T4 T6	-1.03	-0.37	-0.84	2.98
T4 O2	-1.04	-0.12	-0.53	5.83
P4 T6	-0.02	0.25	-0.46	0.17
P4 O2	-0.77	-0.61	-0.77	0.52
T6 O2	-0.57	0.46	-0.11	3.09

#### Interhemispheric: HOMOLOGOUS PAIRS

	DELTA	THETA	ALPHA	BETA
FP1 FP2	-0.91	-0.83	-0.37	0.60
F3 F4	-0.76	-0.56	-0.58	-0.72
C3 C4	-1.16	-0.08	0.67	0.54
P3 P4	-1.22	-0.87	-0.26	2.82

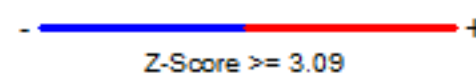
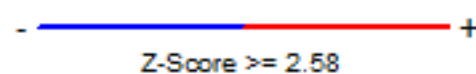
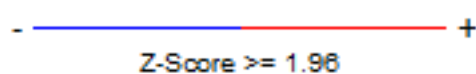
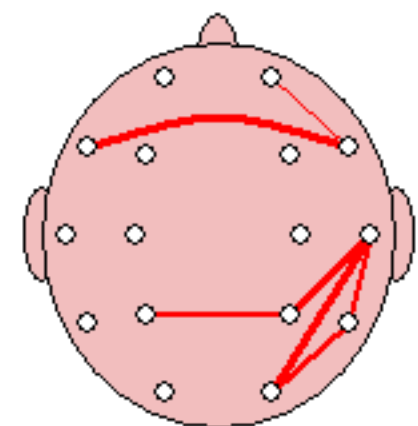
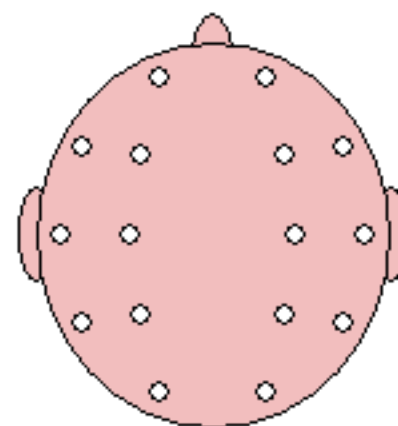
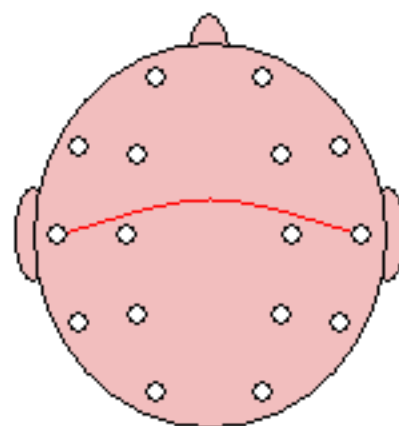
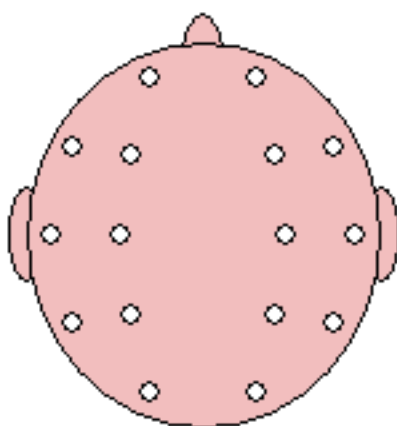
	DELTA	THETA	ALPHA	BETA
F7 F8	-0.73	-0.53	-0.30	4.19
T3 T4	-0.60	2.05	1.53	1.07
T5 T6	-1.20	-0.47	0.31	0.98
O1 O2	-1.02	-0.72	-0.43	0.90

Delta (1.0 - 4.0 Hz)

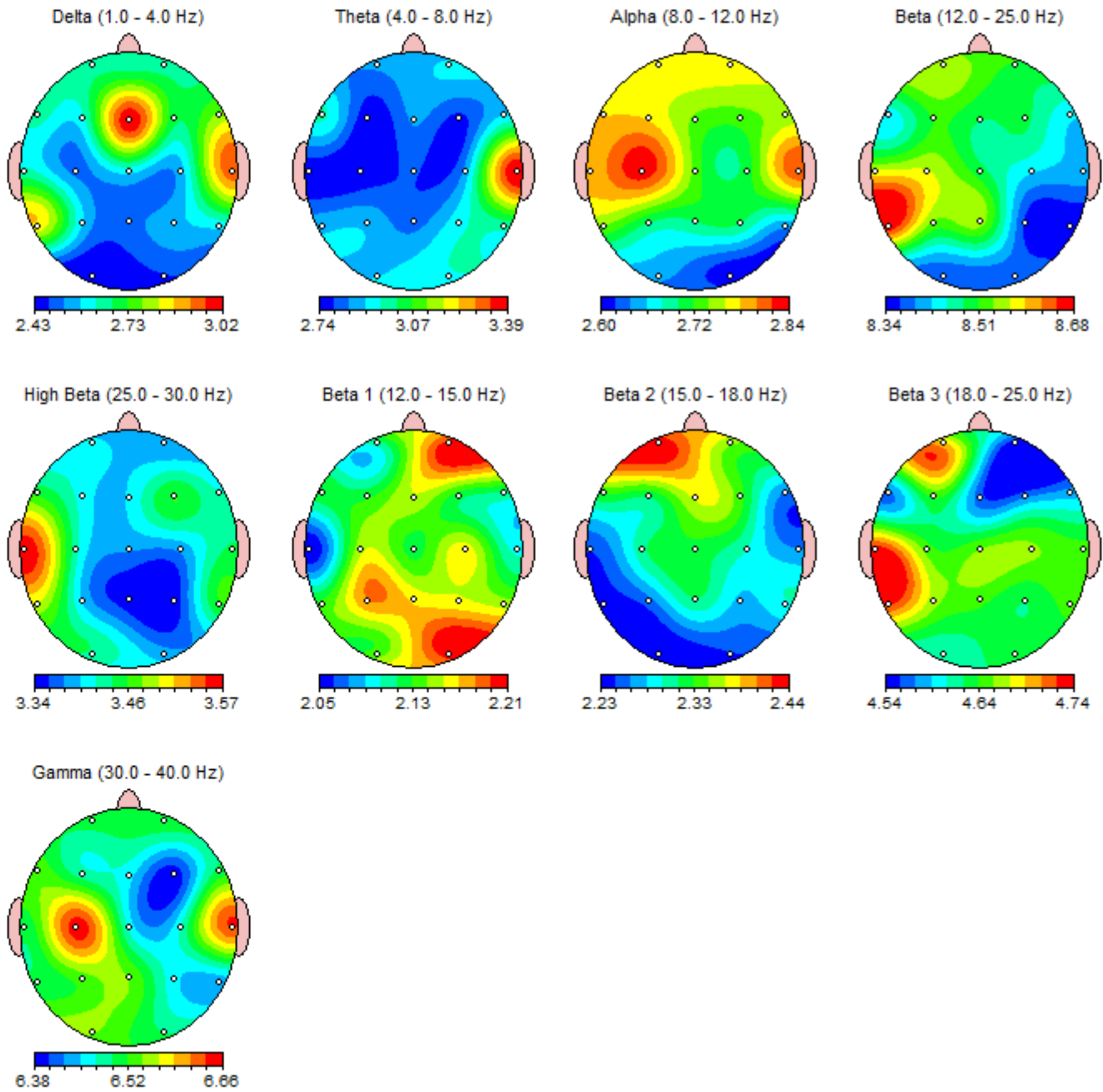
Theta (4.0 - 8.0 Hz)

Alpha (8.0 - 12.0 Hz)

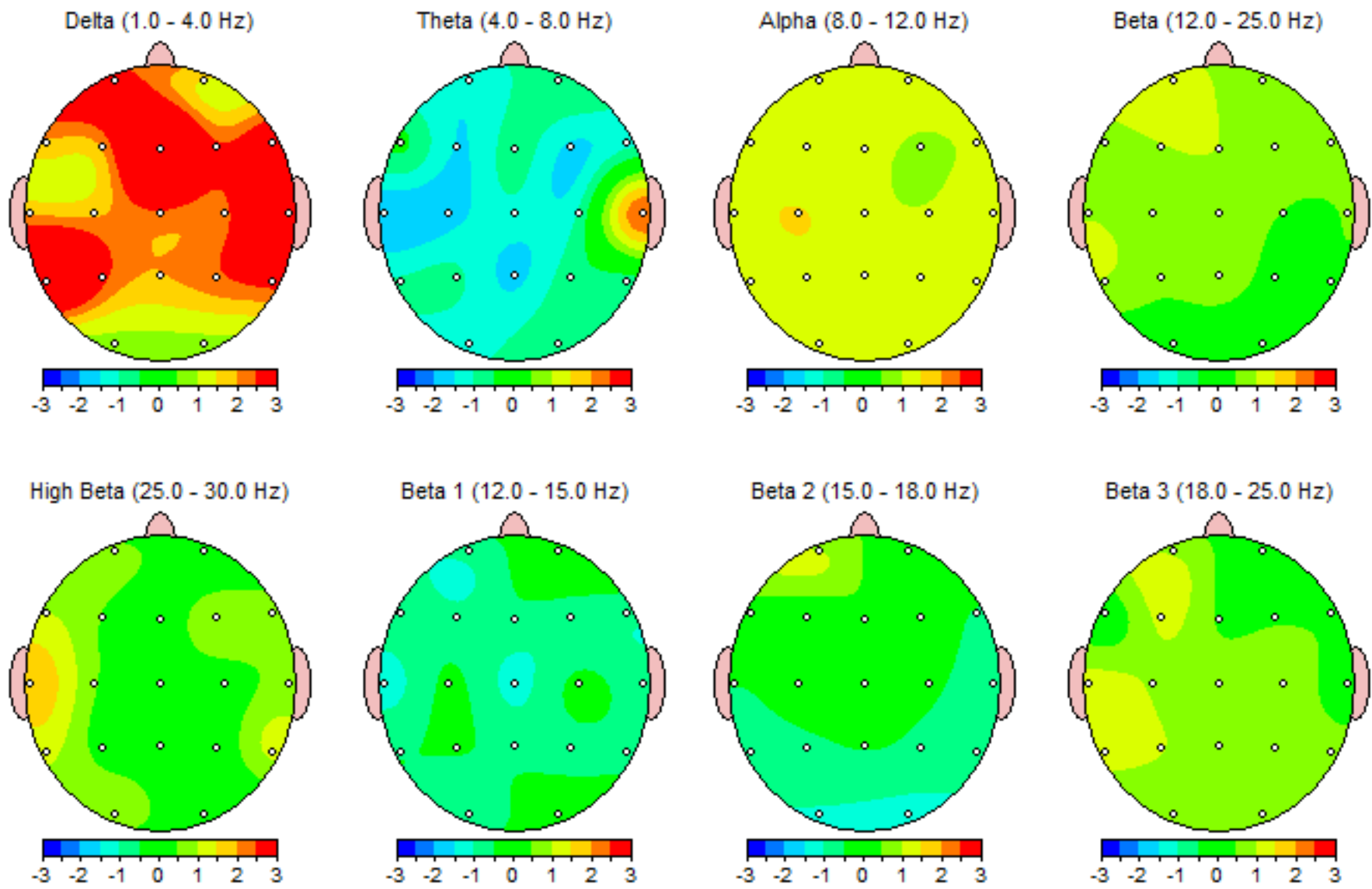
Beta (12.0 - 25.0 Hz)



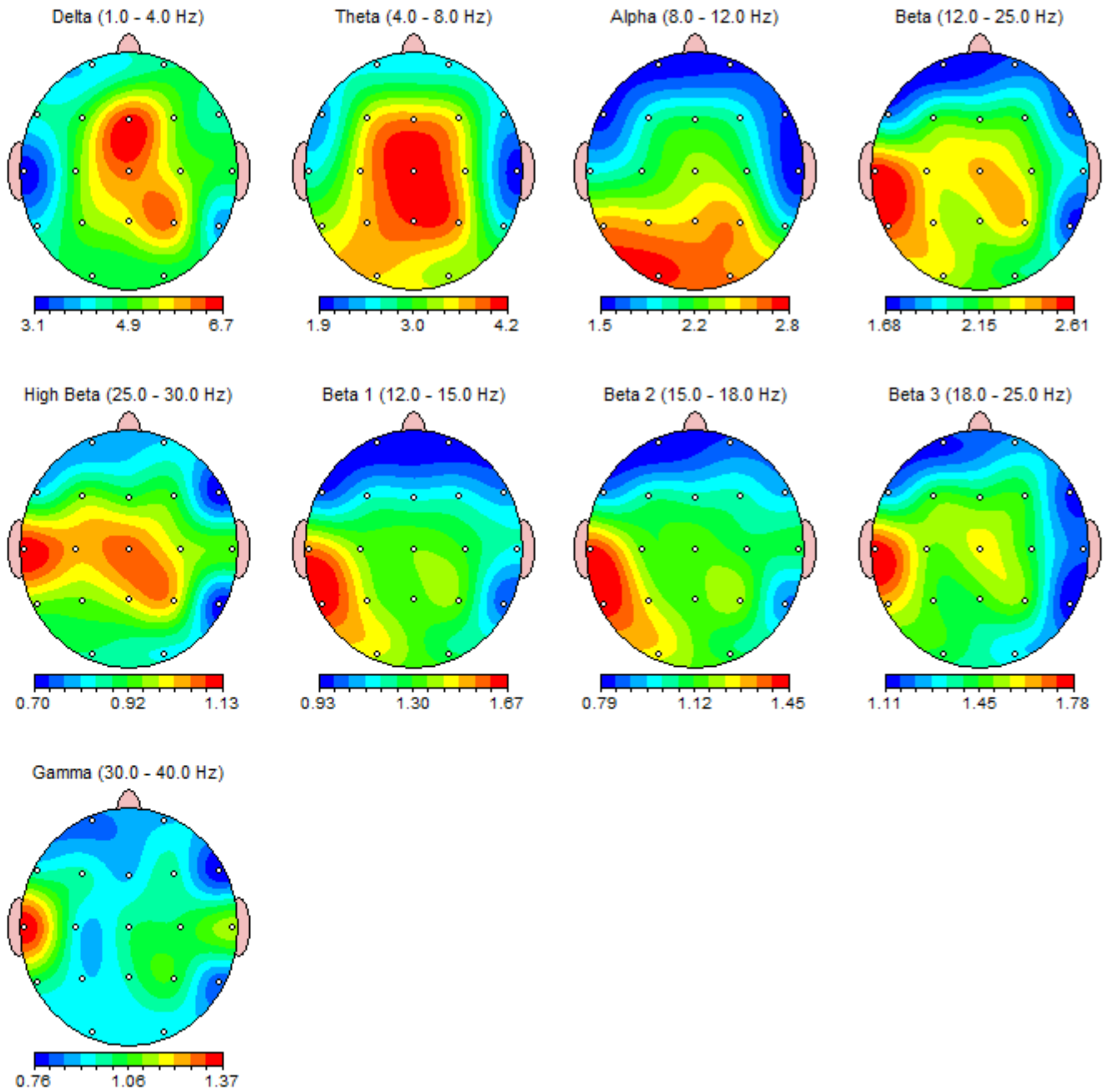
### Bursts per Second



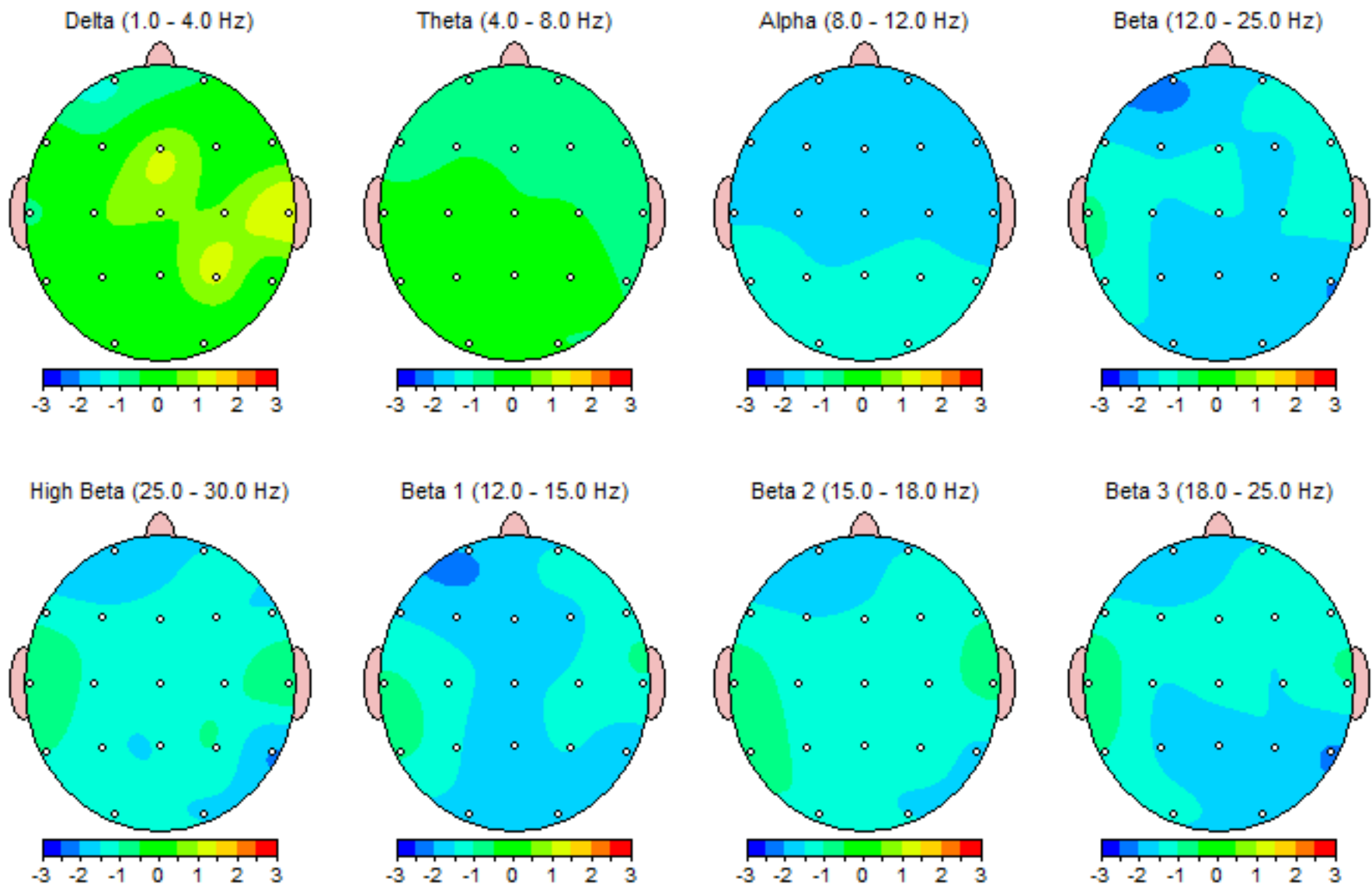
### Z Scored Bursts per Second



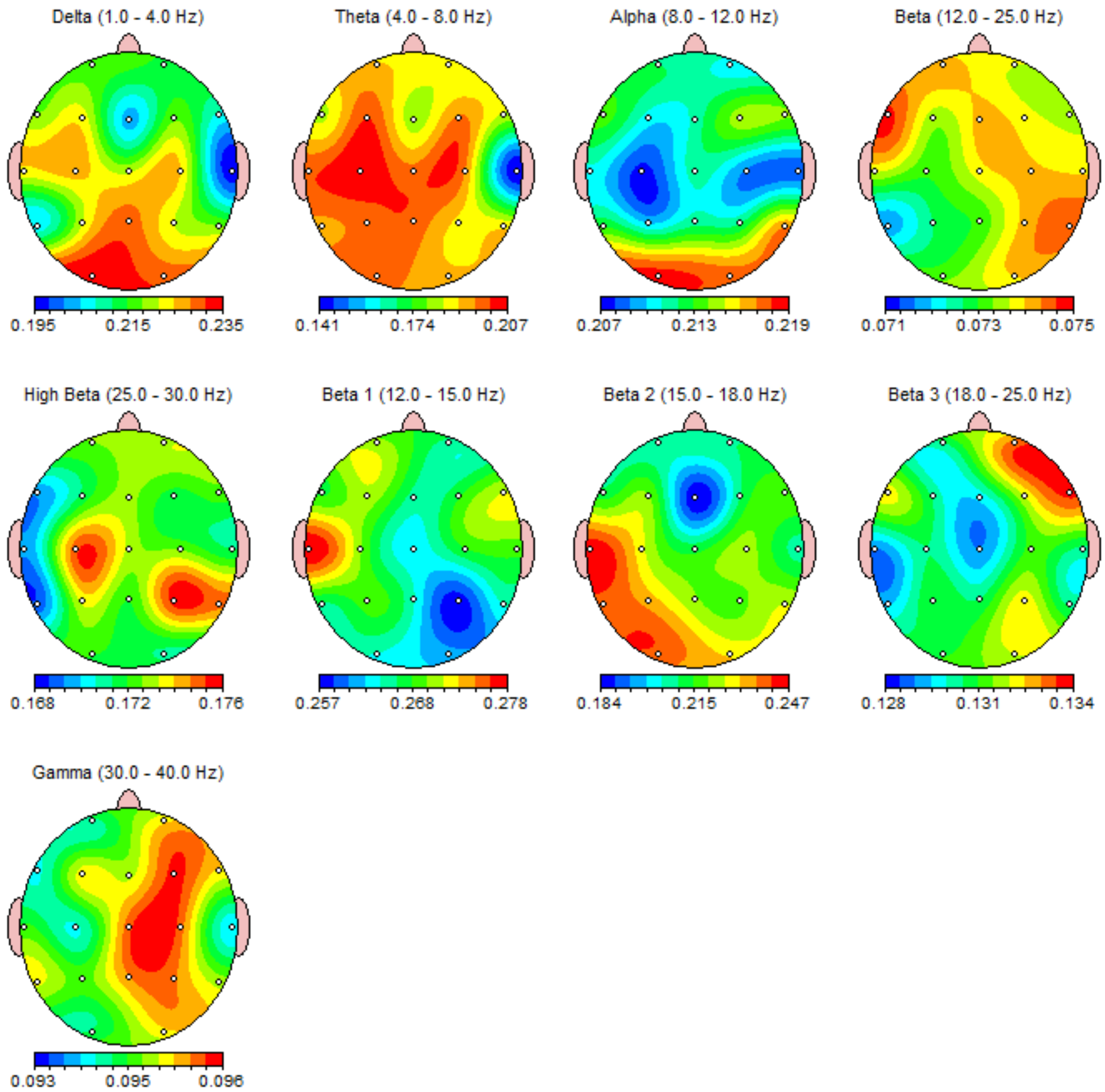
### Average Burst Amplitude (uV)



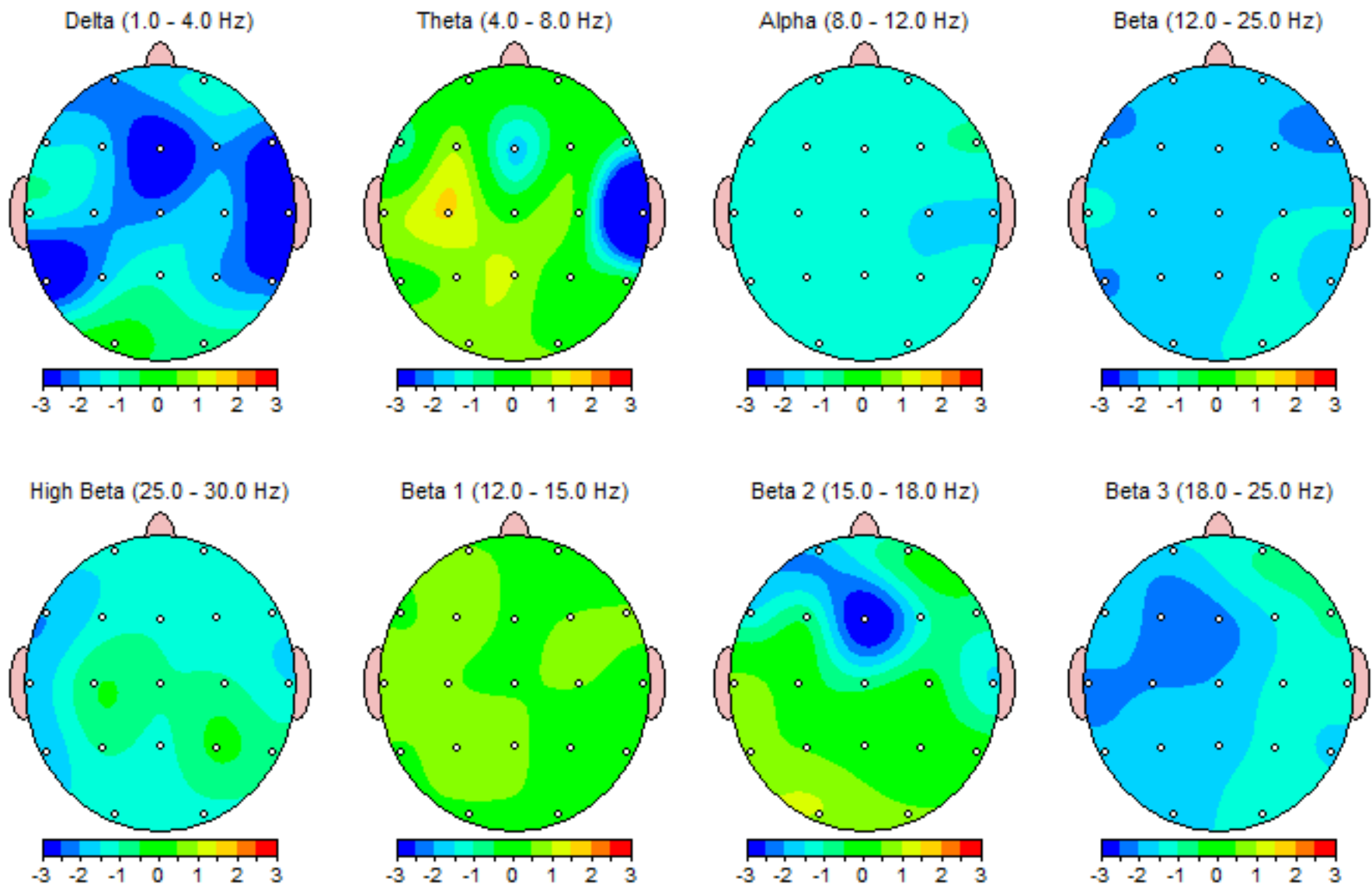
### Z Scored Average Burst Amplitude



### Average Burst Duration (s)

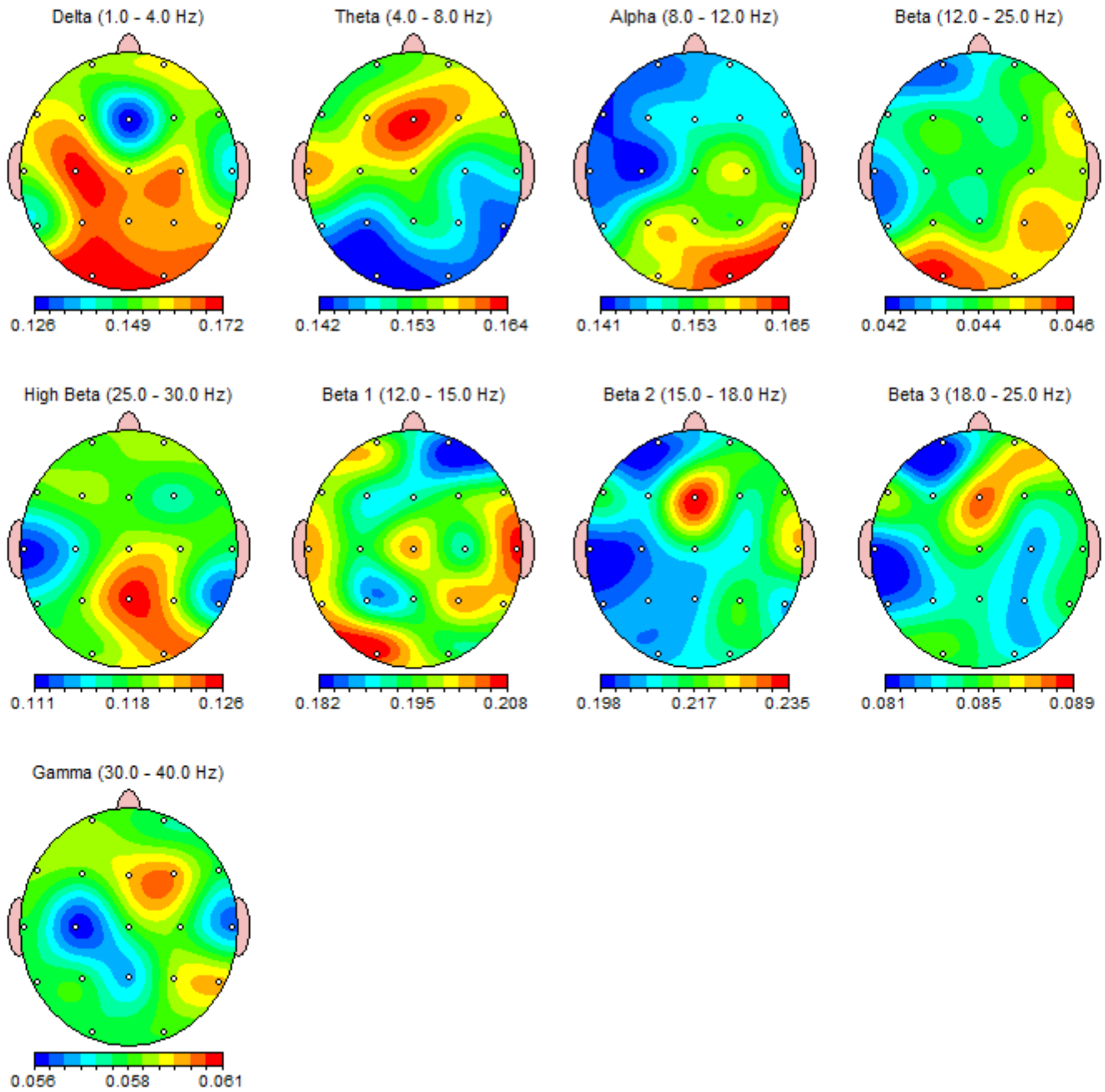


### Z Scored Average Burst Duration





### Average Inter-Burst Interval (s)



### Z Scored Average Inter-Burst Interval

